

# LAGUNA-LBNO

and large-scale prototyping

effort at CERN: **LBNO-Proto**

CS IN2P3, June 27<sup>th</sup> 2013

APC + OMEGA:

M.Buizza-Avanzini, J.Dawson, C.de la Taille,

Da.Franco, P. Gorodetzky, D.Kryn, G. Martin-Chassard, T.Patzak, A.Tonazzo,

F. Vannucci

IPNL:

D.Autiero, E.Bechetoille, B.Carlus, L.Chaussard, Do.Franco, C.Girerd, Y.Declais,

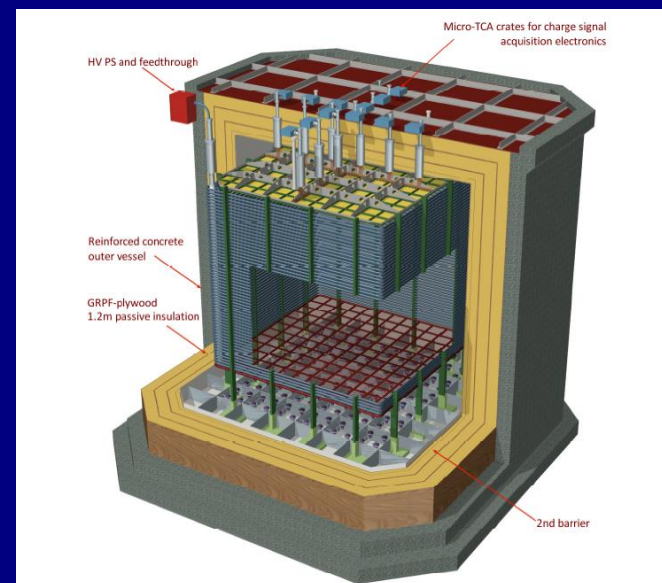
J.Marteau, H.Mathez, E.Pennacchio

LAPP:

D.Duchesneau, H.Pessard

LPNHE:

A.Robert, B.Andrieu, B.Popov, C.Giganti, J.Dumarchez



+ Irfu group: O.Besida et al., 10 people  
→ Discussion at the Irfu CS, June 17th

# Neutrinos:

Fundamental role in particle physics, astrophysics and cosmology

Neutrinos mass  $\rightarrow$  presently only evidence of physics beyond the SM

$$|V_\alpha\rangle = \sum_i U_{\alpha i} |V_i\rangle$$

$\alpha = e, \mu, \tau$  (flavor index)  
 $i = 1, 2, 3$  (mass index)  
 $U_{\alpha i}$  = unitary mixing matrix

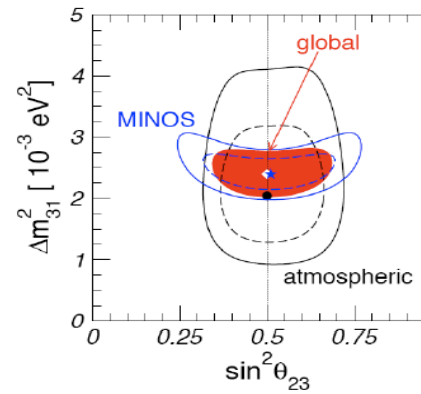
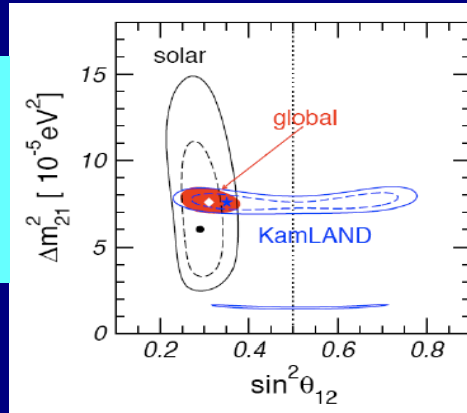
$$P_{\alpha\beta}(L) = \sin^2(2\theta) \sin^2\left(1.267 \Delta m^2 \frac{L}{E}\right)$$



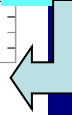
L/E

Solar neutrinos  
 + Kamland

$\nu_e$ , anti- $\nu_e$  disappearance  
 $7.6 \times 10^{-5} \text{ eV}^2$



Atmospheric neutrinos  
 + accelerators  
 $\nu_\mu$  disappearance  
 $\nu_\tau$  appearance  
 $2.4 \times 10^{-3} \text{ eV}^2$



$\theta_{13}$ , CP violation?

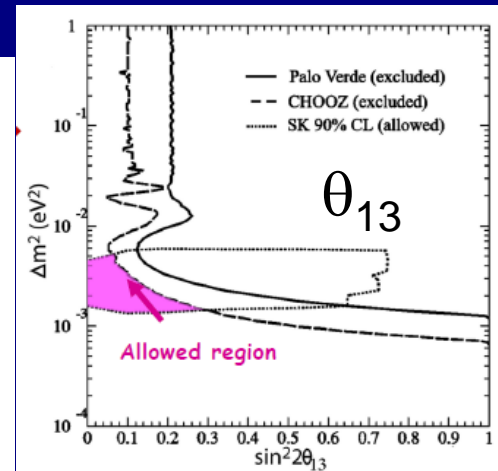


$$U \equiv U_{23}U_{13}U_{12} \equiv \begin{pmatrix} 1 & 0 & 0 \\ 0 & c_{23} & s_{23} \\ 0 & -s_{23} & c_{23} \end{pmatrix} \begin{pmatrix} c_{13} & 0 & s_{13}e^{-i\delta} \\ 0 & 1 & 0 \\ -s_{13}e^{i\delta} & 0 & c_{13} \end{pmatrix} \begin{pmatrix} c_{12} & s_{12} & 0 \\ -s_{12} & c_{12} & 0 \\ 0 & 0 & 1 \end{pmatrix}$$

Atmospheric  $\nu$  oscillations

Solar  $\nu$  oscillations

$$U = \begin{pmatrix} c_{12}c_{13} & s_{12}c_{13} & s_{13}e^{-i\delta} \\ -s_{12}c_{23} - c_{12}s_{13}s_{23}e^{i\delta} & c_{12}c_{23} - s_{12}s_{13}s_{23}e^{i\delta} & c_{13}s_{23} \\ s_{12}s_{23} - c_{12}s_{13}c_{23}e^{i\delta} & -c_{12}s_{23} - s_{12}s_{13}c_{23}e^{i\delta} & c_{13}c_{23} \end{pmatrix}$$



$\sin^2(2\theta_{13}) < 0.15$  (90% C.L.)

where:  $s_{ij} \equiv \sin \theta_{ij}$ ,  $c_{ij} \equiv \cos \theta_{ij}$ .

# Neutrinos: a window beyond the S.M. → G.U.T.

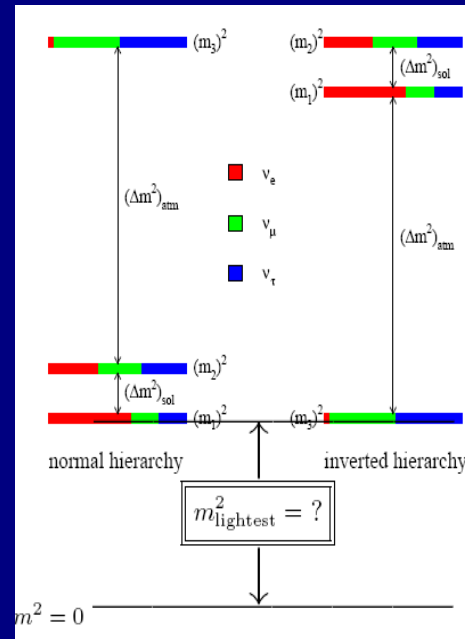
Fundamental questions related to a deeper description of physics and to the evolution of the universe

- Why are neutrino masses so small ?
- Why is the mixing matrix so different than the one of the quarks ?

What is this very strange puzzle suggesting us ?

$$V_{MNS} \sim \begin{pmatrix} 0.8 & 0.5 & 0.2 \\ 0.4 & 0.6 & 0.7 \\ 0.4 & 0.6 & 0.7 \end{pmatrix} \quad V_{CKM} \sim \begin{pmatrix} 1 & 0.2 & 0.001 \\ 0.2 & 1 & 0.01 \\ 0.001 & 0.01 & 1 \end{pmatrix}$$

- How is the hierarchy of the mass eigenstates ?
- Which is the mass of the lightest state
- Are neutrinos Majorana particles ?
- Are there sterile neutrinos ... ?
- Is the  $\theta_{13}$  angle different from zero ?
- Is there CP violation in the neutrino sector ?



An experimental program for a few decades :  
like for CP in quark sector → PMNS matrix to be measured as CKM

Present generation: T2K, NOVA, DCHOOZ, Day-Bay, Reno → measurement of  $\theta_{13}$   
Next generation → **search for CP violation and mass hierarchy**  
(+ experiments for double beta decay and aimed at measuring the neutrino mass)

# 2012: the turning point, $\nu_\mu \rightarrow \nu_e$ oscillations and $\theta_{13}$

T2K off-axis beam (tuned for osc. max.)

$\nu_\mu \rightarrow \nu_e$  appearance

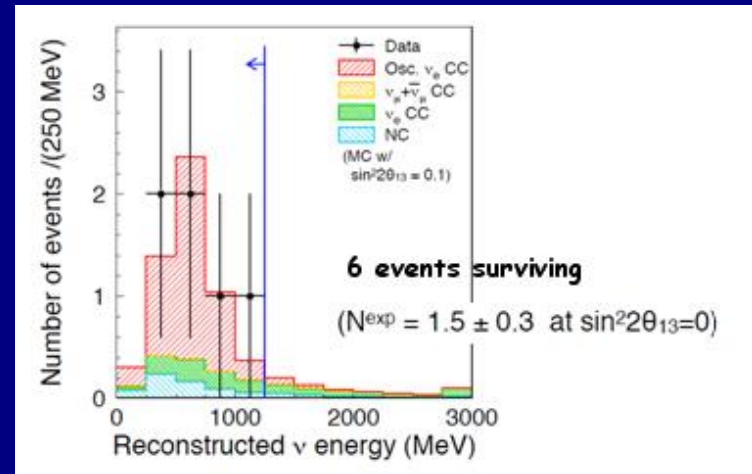
First result on  $\theta_{13}$  (June 2011):

6 events observed, 1.5 events bck.  $\rightarrow 2.5 \sigma$

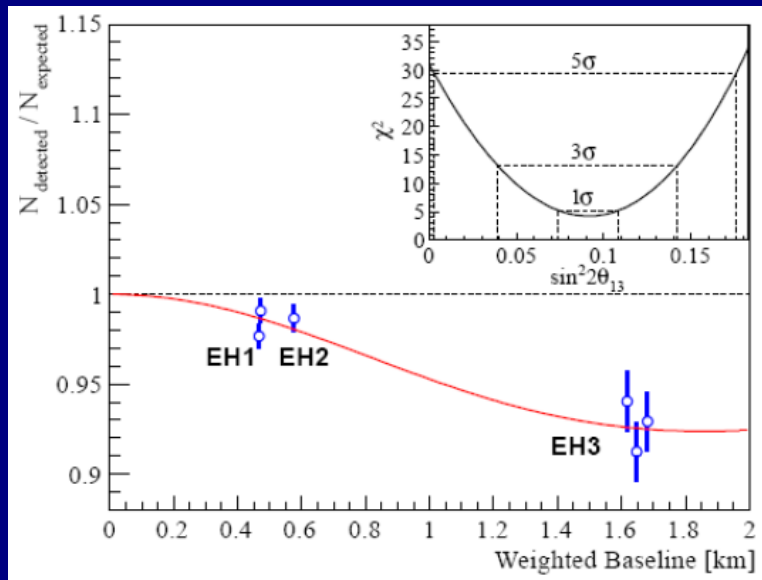
March 8th 2012:

Daya Bay reactor anti-neutrinos

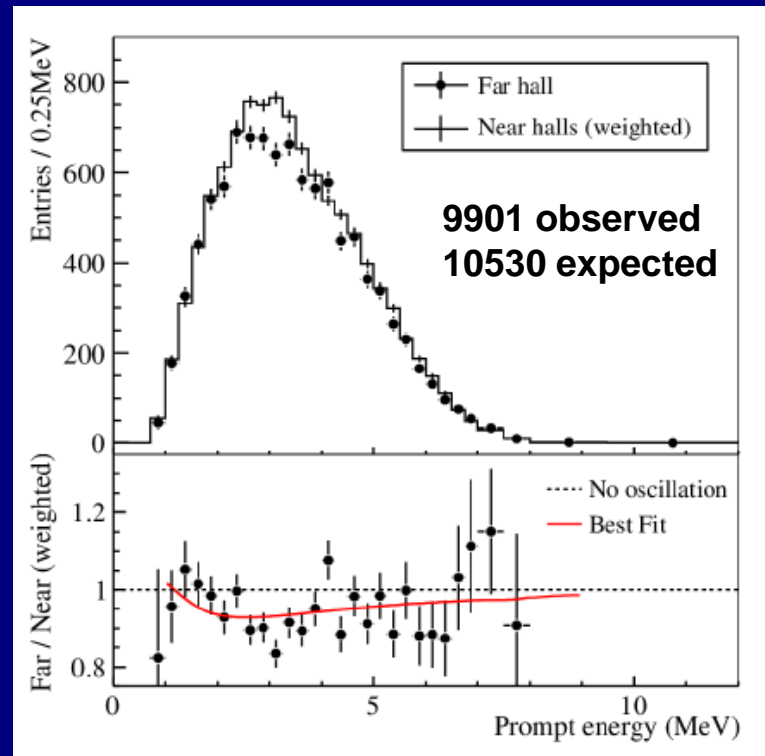
$\nu_e \rightarrow \nu_\mu$  ( $\nu_e$  disappearance)



$$\sin^2 2\theta_{13} = 0.092 \pm 0.016(\text{stat}) \pm 0.005(\text{syst})$$



**5.2  $\sigma$  for non-zero  $\theta_{13}$**



In March 2012 we entered in a new era !!!



# Key measurements of neutrino mixing via the study of $\nu_\mu \rightarrow \nu_e$ oscillations:

- $\theta_{13}$
- Matter effects and mass hierarchy
- Search for CP violation

Large  $\theta_{13} \rightarrow$   
next steps accessible with  
standard beams !

$$\begin{aligned}
 P(\nu_\mu \rightarrow \nu_e) \approx & \sin^2 \theta_{23} \frac{\sin^2 2\theta_{13}}{(\hat{A} - 1)^2} \sin^2((\hat{A} - 1)\Delta) && \text{Leading term} \\
 & + \alpha \frac{8J_{CP}}{\hat{A}(1 - \hat{A})} \sin(\Delta) \sin(\hat{A}\Delta) \sin((1 - \hat{A})\Delta) && \text{CP-terms} \\
 & + \alpha \frac{8I_{CP}}{\hat{A}(1 - \hat{A})} \cos(\Delta) \sin(\hat{A}\Delta) \sin((1 - \hat{A})\Delta) \\
 & + \alpha^2 \frac{\cos^2 \theta_{23} \sin^2 2\theta_{12}}{\hat{A}^2} \sin^2(\hat{A}\Delta) && \text{Solar term}
 \end{aligned}$$

*Matter effect*

*CPV*

$$J_{CP} = 1/8 \sin \delta_{CP} \cos \theta_{13} \sin 2\theta_{12} \sin 2\theta_{13} \sin 2\theta_{23}$$

$$I_{CP} = 1/8 \cos \delta_{CP} \cos \theta_{13} \sin 2\theta_{12} \sin 2\theta_{13} \sin 2\theta_{23}$$

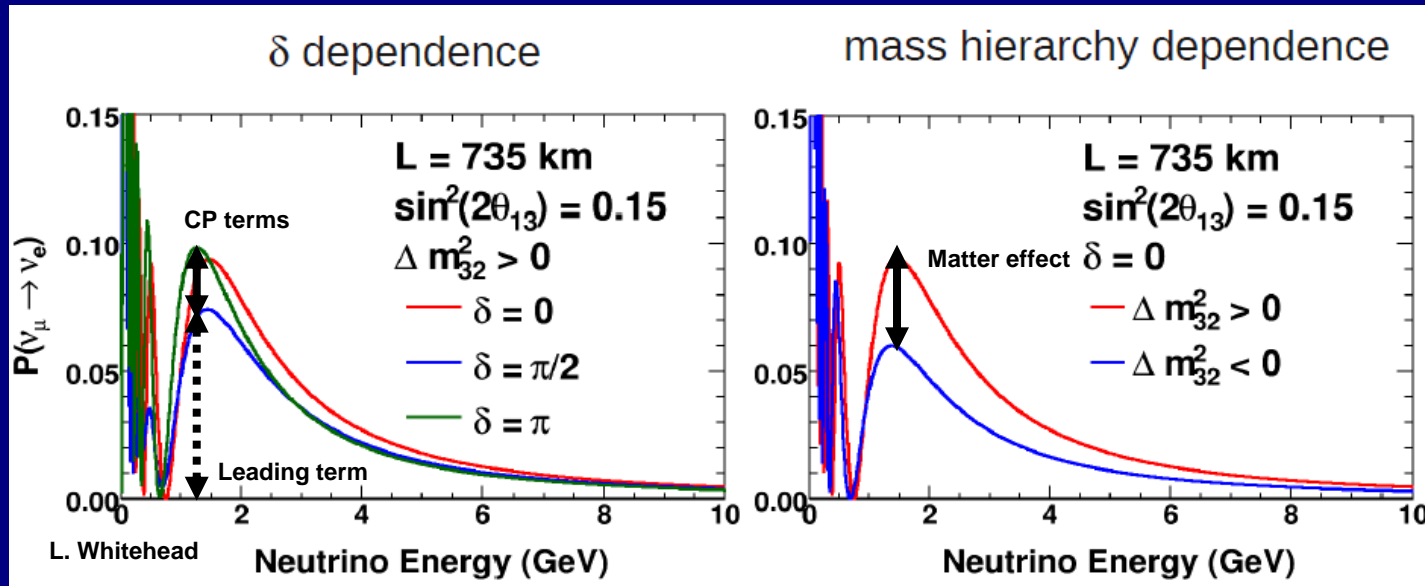
$$\alpha = \Delta m_{21}^2 / \Delta m_{31}^2, \quad \Delta = \Delta m_{31}^2 (L/4E) \leftarrow E_\nu \text{ dependence}$$

$$\hat{A} = 2VE / \Delta m_{31}^2 \approx (E_\nu / \text{GeV}) / 11 \text{ For Earth's crust.}$$

# Matter effects and CP violation effects degeneracy

Matter effects  
mimic CP  
violation

→ They have to be accurately measured and subtracted in order to look for CP



## Difference between neutrinos and antineutrinos:

$$\mathcal{A} \equiv P(\nu_\mu \rightarrow \nu_e) - P(\bar{\nu}_\mu \rightarrow \bar{\nu}_e) =$$

$$16 \frac{a}{\delta m_{31}^2} \sin^2 \frac{\delta m_{31}^2 L}{4E} c_{13}^2 s_{13}^2 s_{23}^2 (1 - 2s_{13}^2)$$

**Matter terms**

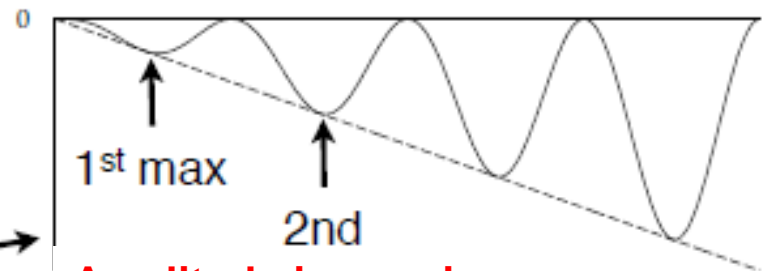
$$- 4 \frac{aL}{2E} \sin \frac{\delta m_{31}^2 L}{2E} c_{13}^2 s_{13}^2 s_{23}^2 (1 - 2s_{13}^2)$$

$$- 8 \frac{\delta m_{21}^2 L}{2E} \sin^2 \frac{\delta m_{31}^2 L}{4E} s_{13} c_{13}^2 s_{13} c_{23} s_{23} c_{12} s_{12}$$

**Pure CP-term**

$$\left. \frac{P(\nu) - P(\bar{\nu})}{P(\nu) + P(\bar{\nu})} \right|_{a=0} \approx - \frac{2s_\delta c_{12} s_{12}}{s_{13}} \cot \theta_{23} \frac{\delta m_{21}^2 L}{2E}$$

$L/E$



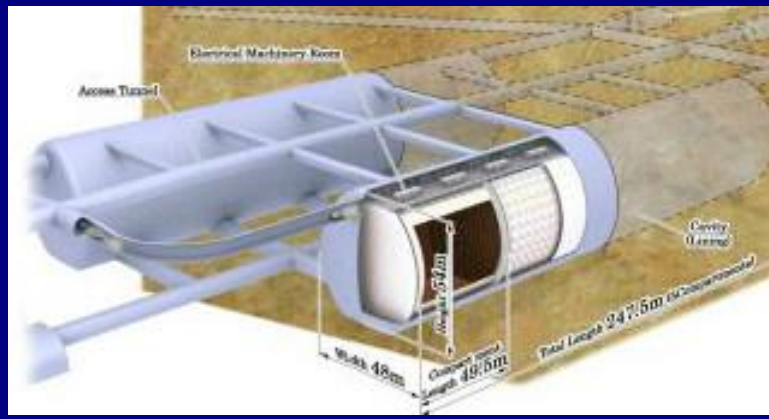
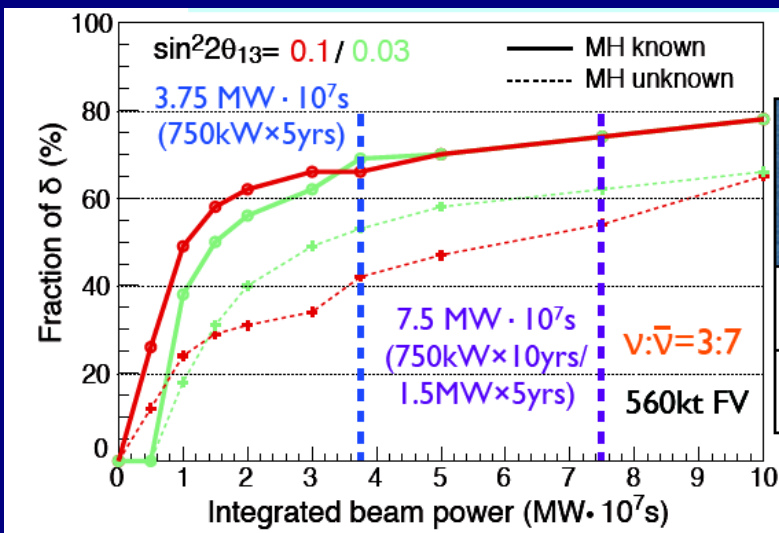
**Amplitude increasing linearly with L/E**

# The Water Cerenkov approach (extrapolation ~x25 of SK):

- Carefully studied in LAGUNA-LBNO as a possible option (MEMPHYS) for what concerns the technical implementation, physics performance and costing and classed in second priority

- Large water Cerenkov detector  $O(0.5 \text{ Mton})$ , 140k 12" PMT
- Low energy narrow beam (0.1-1 GeV)  $\rightarrow$  just lepton reconstruction in QE events
- Short baseline (100-300 km)  $\rightarrow$  no mass hierarchy determination
- New super-beam needed  $\sim O(\text{MW})$  4MW SPL beam for Memphys
- $\rightarrow$  Counting only experiment on neutrinos-antineutrinos asymmetry

- HyperKamiokande project in Japan  
0.56 Mton, 99k PMT 20", 750 kW beam from JPARC (295 km)



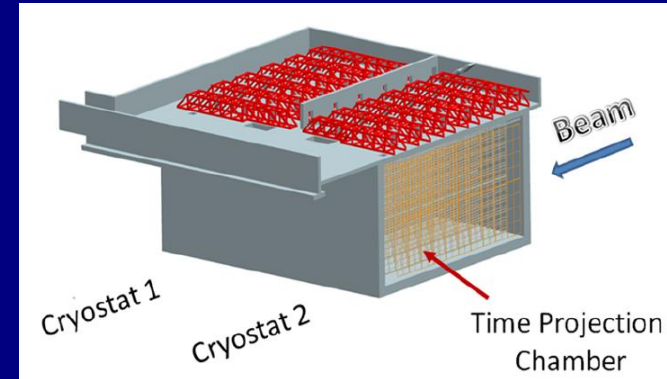
74% (55%) CP coverage ( $3\sigma$ ) if MH know (unknown)  
In 15 years at 750 kW

# The Liquid Argon approach:

- Main option in LAGUNA-LBNO:
  - ✓ Liquid argon TPC  $O(20\text{kton})$
  - ✓ High energy ( $>1\text{ GeV}$ ) beam, all final states accessible
  - L/E pattern and second oscillation maximum
  - ✓ Long baseline ( $>1000\text{ km}$ ) → mass hierarchy measurement (2300km for LBNO)

- LBNE project in USA

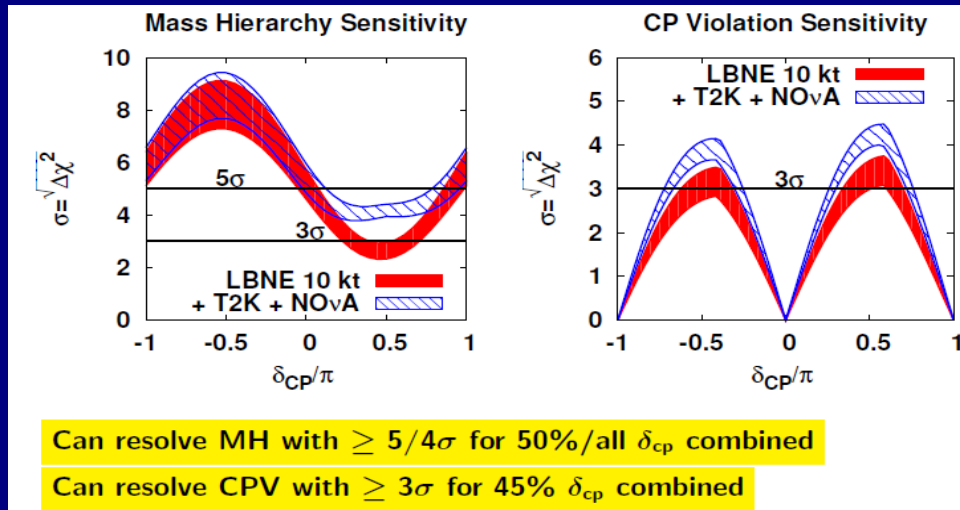
→ First phase 2022 (~900 M\$):  
700 kW beam from FNAL to Homestake,  
1300 km → limited matter effects  
10 kton LAr far detector on surface (no near detector)



(→ marginal outcome of Phase I)

- Sensitivity from only first oscillation max.
- Needs very small syst. errors.

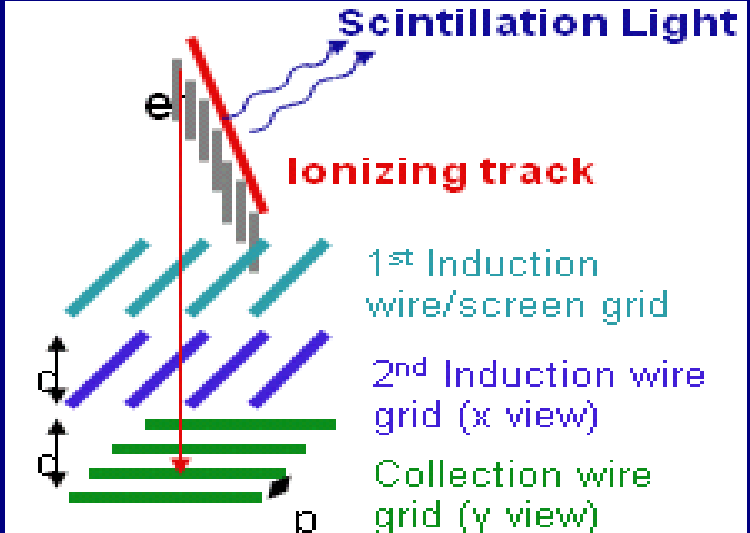
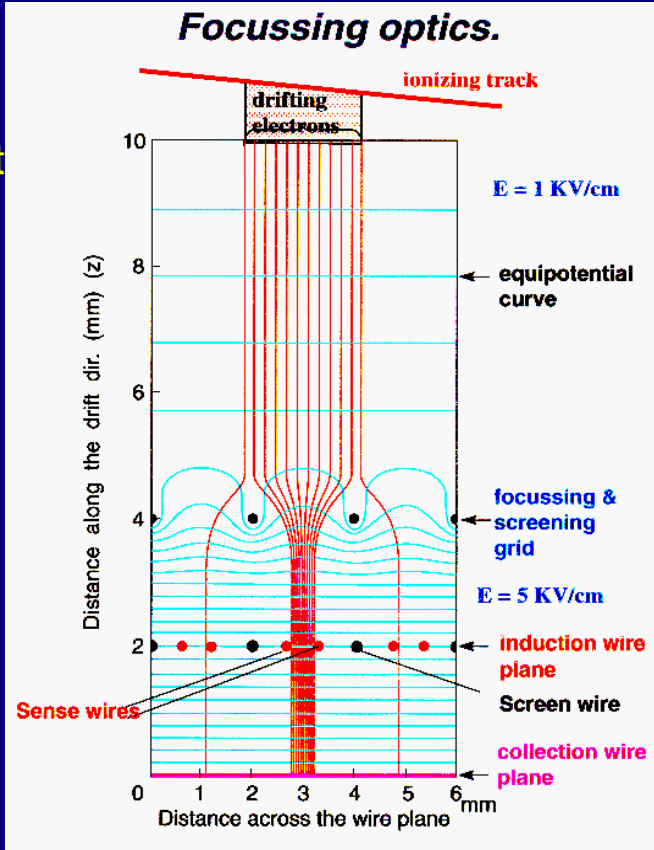
Further stages: underground far detector  
35 kton, 2.3 MW beam (Project X)



# The Liquid Argon Time Projection Chamber (C. Rubbia 1977)

- Homogeneous massive target and ionization detector → electronic bubble chamber
- 3D event reconstruction with ~1 mm resolution, surface readout
- High resolution calorimetry (electromagnetic and hadronic showers)
- Primary ionization in LAr: 1 m.i.p ~ 20000 e- on 3 mm
- Detection of UV scintillation light in Argon (5000 photons/mm @128 nm) to provide t = 0 signal of the event

Ideal detector for neutrino oscillations, supernovae neutrinos and proton decay



Non-destructive multiple readout with induction planes

$z = \text{drift time}$

Drift Field: 0.5-1 kV/cm  
 Drift time:  
 1.5ms/3m @1 kV/cm

→ drift requiring < 0.1 ppb O<sub>2</sub> equiv. impurities



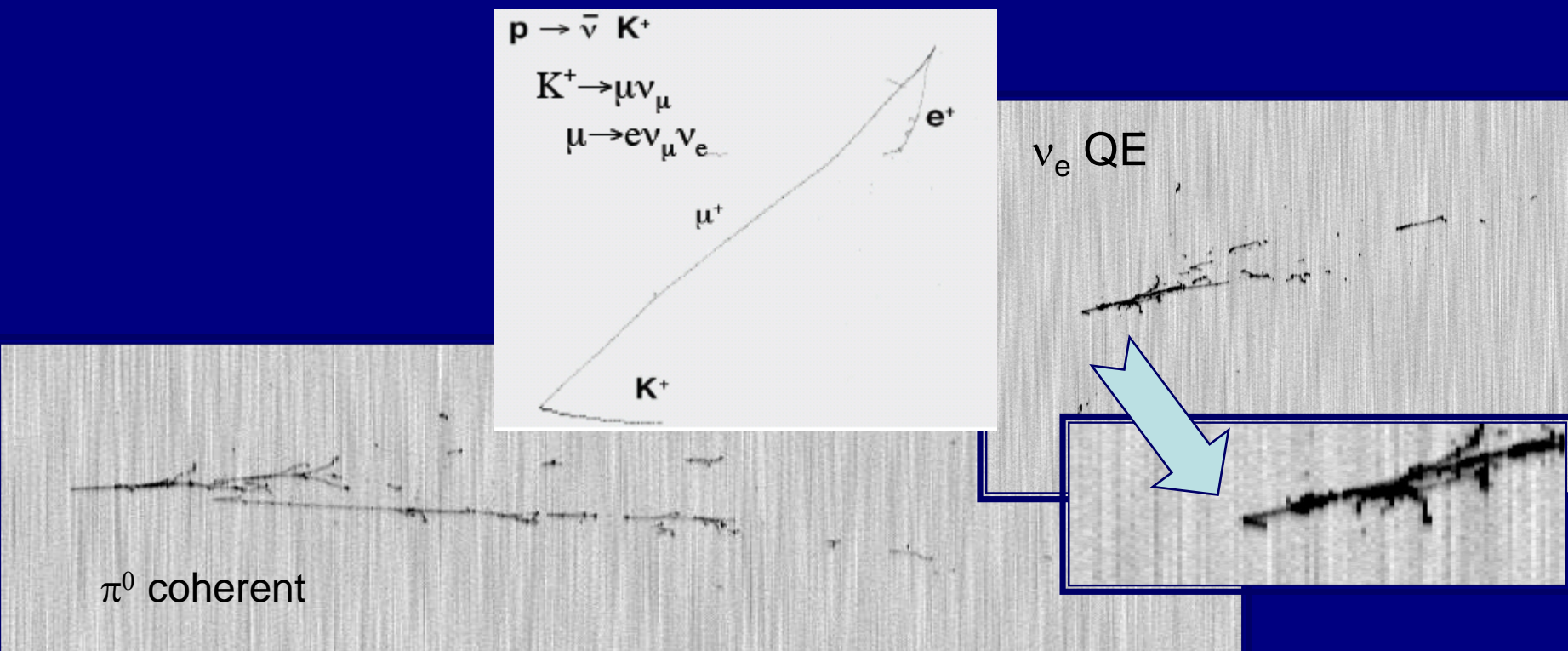
# The LAr TPC as an electronic bubble chamber

- Large mass, homogeneous detector, low thresholds, exclusive final states
- Tracking + calorimetry (0.02 X0 sampling)
- Electron identification,  $\pi^0$  rejection, particles identification with dE/dx

→ Neutrino physics (electron identification, reconstruction of event kinematics, identification of exclusive states, excellent E resolution from sub GeV to multi GeV)

→ Supernovae neutrinos

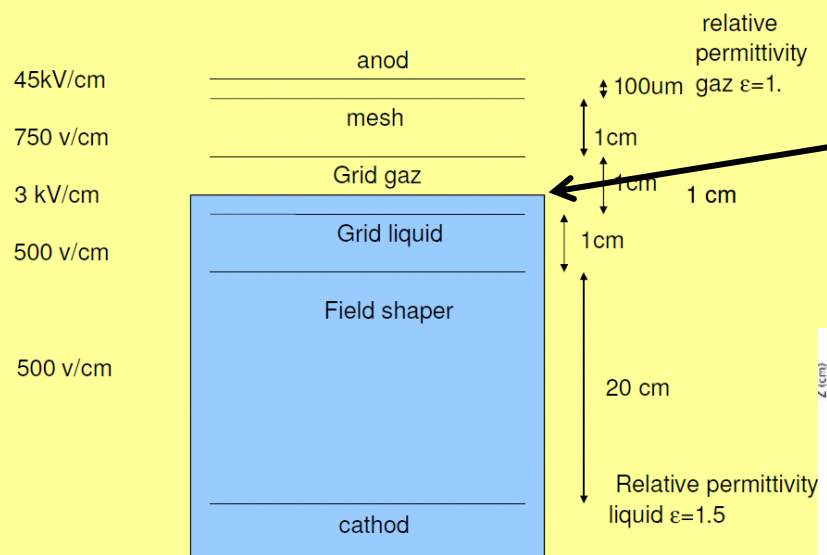
→ Proton decay search (large mass, particles id.)



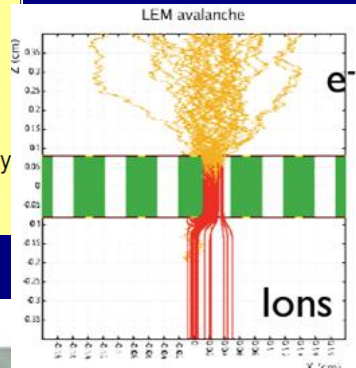


# Double phase readout:


Compensate for long drift: extraction of electrons from the liquid and multiplication with avalanches in pure argon with detectors like LEM or 100 um bulk micromegas.  
 Low gain (~20), coupling to cold electronics in integrated modules



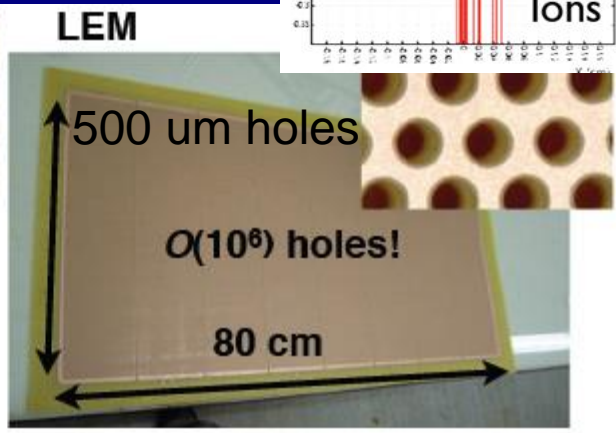

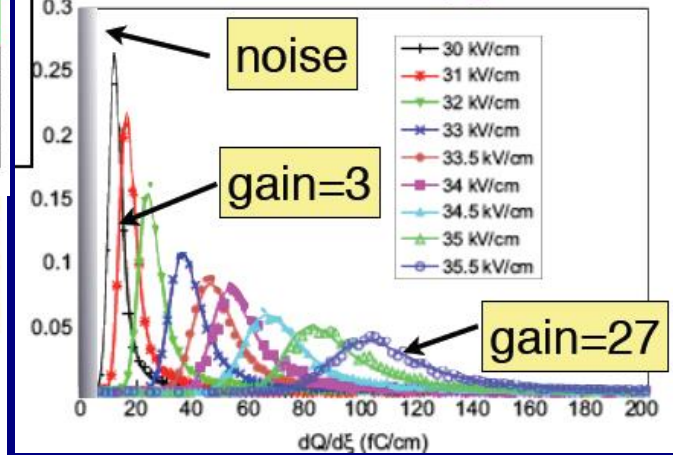
100% extraction efficiency with  $E > 2.5$  kV/cm



Cosmic Data from 40x80cm<sup>2</sup> LAr LEM TPC@CERN-ETHZ



Landau distribution fitted to dE/dx distributions of muons on 3L LAr LEM-TPC setup @ CERN-ETHZ



LAGUNA (<http://www.laguna-science.eu/>)

Large Apparatus studying Grand Unification and Neutrino Astrophysics

Laguna Design Study 2008-2011

→ Feasibility study of a new deep underground research infrastructure

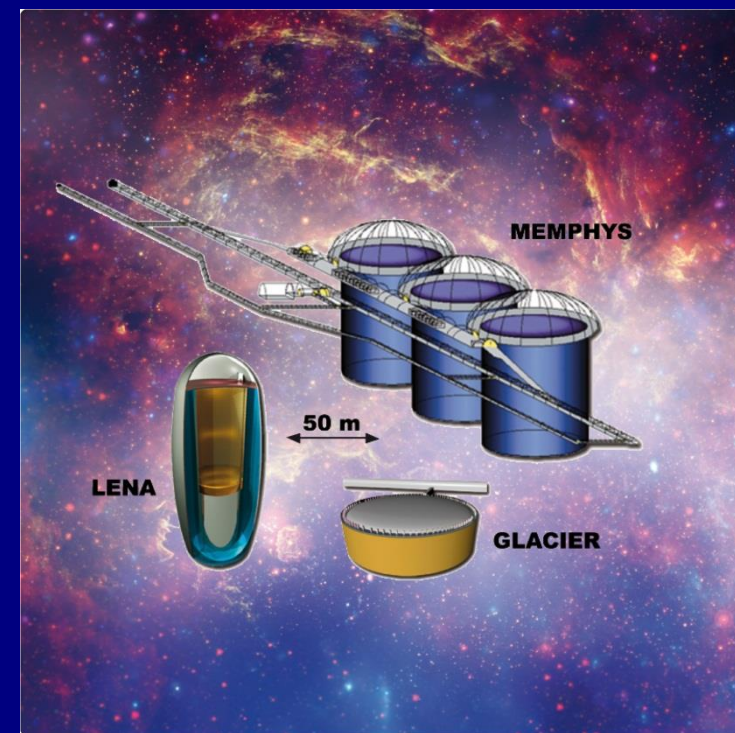
100 members, 10 countries, FP7 funding 1.7Meur

3 detector technologies (WC, LAr, LScint)

x 7 sites (Phyhasalmi, Sieroszowice, Boulby, Slanic, Frejus, Canfranc, Umbria)

- Technical feasibility
- Excavation studies: costs, time, shapes
- Safety
- Infrastructures
- Detectors technologies, tanks

Important contributions of our French groups (proponents of today's proposal) since the beginning





# LAGUNA-LBNO (Long Baseline Neutrino Oscillations)

2011-2014 Choice and optimization w.r.t. neutrino oscillations

300 members, 13 countries, (including Japan) FP7 funding 4.9Meur

From 3x7 possibilities → first priority given to:



Pyhasalmi

(most promising site for: rock quality, infrastructures, feasibility, full availability beyond 2018, depth 4000 m.w.e. and baseline 2300 km)

+ LAr TPC detector

Best physics performance →

A new massive deep underground observatory for:

LB neutrino osc. studies, proton decay, atmospheric and astrophysical neutrinos detection

Site (baseline)	Complete MH coverage at $>5\sigma$ CL ?	CPV with beams from CERN (from SPS accelerator unless otherwise noted)	Remark
Fréjus (130km)	No	$\nu / \bar{\nu}$ asymmetry	• Beam from HP-SPL (>2030?)
Canfranc (630km)	No	$\nu / \bar{\nu}$ asymmetry	• CPV coverage depends on external input on MH
Umbria(665km)-LNGS(732km)	No	$\nu / \bar{\nu}$ asymmetry	• CPV coverage depends on external input on MH
Sierozowice(950km)-Boulby(1050km)	No	L/E shape (1 <sup>st</sup> maximum) and $\nu / \bar{\nu}$ asymmetry	• CPV coverage depends on external input on MH
Slanic(1570km)	Yes, after 5 years	L/E shape (1 <sup>st</sup> maximum) and $\nu / \bar{\nu}$ asymmetry	• Complete MH coverage in 2028 • No deep underground site
Pyhäsalmi(2300km)	Yes, after 2 years	L/E shape (1 <sup>st</sup> & 2 <sup>nd</sup> maximum) and $\nu / \bar{\nu}$ asymmetry	• Complete MH coverage by 2025 then choose optimum sharing between $\nu$ & $\bar{\nu}$ for CPV search from 2025 onwards

# The Pyhäsalmi underground site



- ★ LAGUNA search for the optimal site in Europe for next generation deep underground neutrino detector
  - Very detailed investigations of seven potential sites with three different detector technologies: WCD, LAr and LSc
- ★ Down-selection to top priority site where several optimal conditions satisfied simultaneously:  
**Pyhäsalmi, Finland**
  - Infrastructure in perfect state because of current exploitation of the mine
  - Unique assets available (shafts, decline, services, sufficient ventilation, water pumping station, pipes for liquids, underground repair shop...)
  - Very little environmental water
  - Could be dedicated to science activities after the mine exploitation ends (around 2018)
  - One of the deepest location in Europe (4000 m.w.e.)
  - The distance from CERN (2300 km) offers unique long baseline opportunities. It is 1160km from Protvino.
  - The site has the lowest reactor neutrino background in Europe, important for the observation of very low energy MeV neutrinos.
- ★ Second priority: **Fréjus, France.**
- ★ All other sites are presently considered as backup options for LAGUNA.



Site (baseline)	Complete MH coverage at $>5\sigma$ CL ?	CPV with beams from CERN (from SPS accelerator unless otherwise noted)	Remark
Fréjus (130km)	No	$\nu / \bar{\nu}$ asymmetry	<ul style="list-style-type: none"> <li>Beam from HP-SPL (&gt;2030?)</li> </ul>
Canfranc (630km)	No	$\nu / \bar{\nu}$ asymmetry	<ul style="list-style-type: none"> <li>CPV coverage depends on external input on MH</li> </ul>
Umbria(665km)-LNGS(732km)	No	$\nu / \bar{\nu}$ asymmetry	<ul style="list-style-type: none"> <li>CPV coverage depends on external input on MH</li> </ul>
Sierozowice(950km)-Boulby(1050km)	No	L/E shape (1 <sup>st</sup> maximum) and $\nu / \bar{\nu}$ asymmetry	<ul style="list-style-type: none"> <li>CPV coverage depends on external input on MH</li> </ul>
Slanic(1570km)	Yes, after 5 years	L/E shape (1 <sup>st</sup> maximum) and $\nu / \bar{\nu}$ asymmetry	<ul style="list-style-type: none"> <li>Complete MH coverage in 2028</li> <li>No deep underground site</li> </ul>
Pyhäsalmi(2300km)	Yes, after 2 years	L/E shape (1 <sup>st</sup> & 2 <sup>nd</sup> maximum) and $\nu / \bar{\nu}$ asymmetry	<ul style="list-style-type: none"> <li>Complete MH coverage by 2025 then choose optimum sharing between <math>\nu</math> &amp; <math>\bar{\nu}</math> for CPV search from 2025 onwards</li> </ul>

Multi-Gev events, perform L/E analysis around the first and second maxima, wide band beam 0.5-10 GeV, better than 10% energy resolution

→ Far detector technology: LAr TPC + magnetized muon detector



# Layout of the LAGUNA-LBNO observatory at Pyhäsalmi (-1400m)



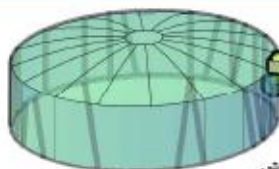
Total available space for up to  
 2x50 kton LAr + 50 kton LSc  
 879'000 m<sup>3</sup> excavation  
 Design to be finalised within  
 LAGUNA-LBNO by ≈2014

**A possible configuration**

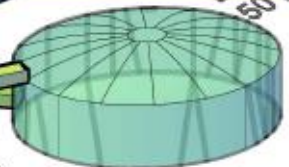
**20kton LAr+  
35 kton MIND**

**50kton LAr**

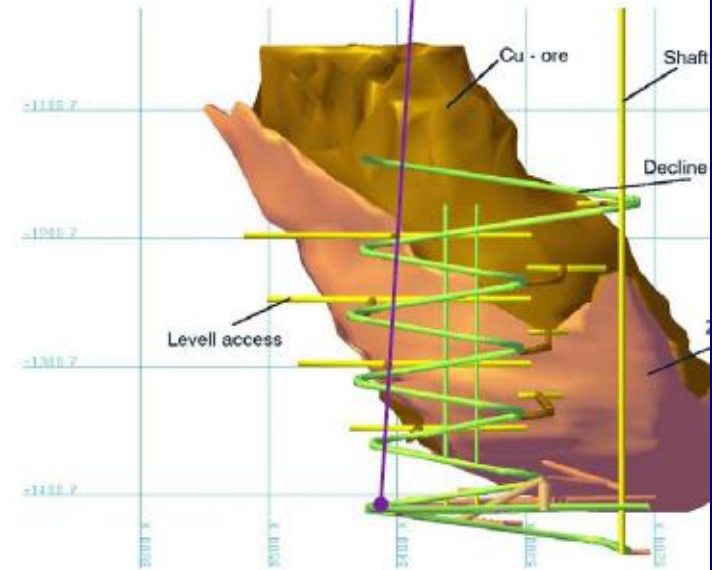
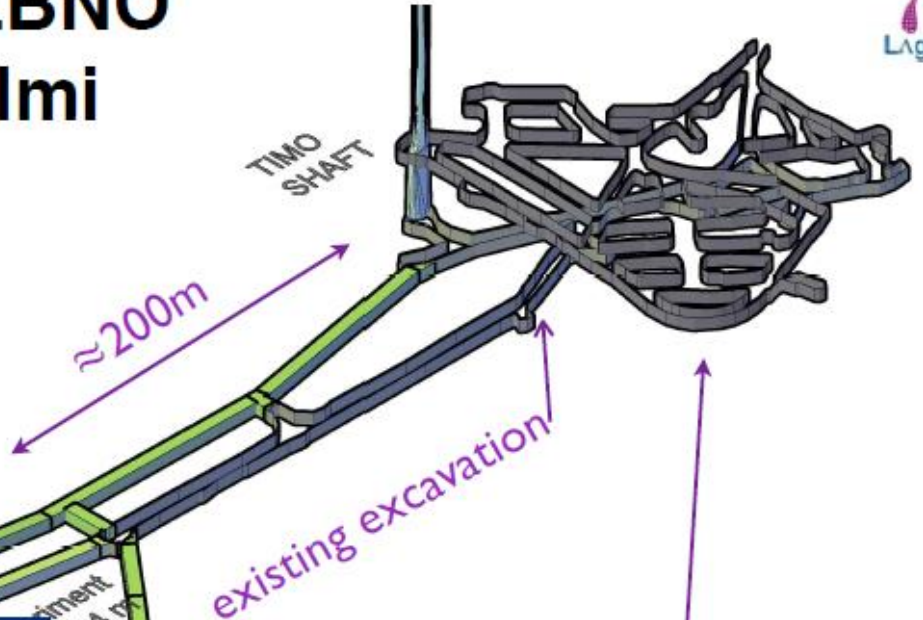
**50kton LSc**



Installation facilities  
Clean room etc.



LSc experiment  
Depth -1500 m  
50 kton





# LBNO

## Expression of Interest for a very long baseline neutrino oscillation experiment

CERN-SPSC-2012-021 ; SPSC-EOI-007

An incremental approach, based on the findings of LAGUNA

Submitted in June 2012

Germany, Finland, France, Italy, Switzerland, Poland, Russia, UK

Among which the French physicists proposing today LBNO-Proto:

- CEA/IRFU
- APC
- IPNL
- LAPP
- LPNHE

June 2012: Expression of Interest for the LBNO experiment submitted to the SPSC and the European Strategy Group.

<http://cdsweb.cern.ch/record/1457543>

150 pages proposal

~230 authors, 51 institutions

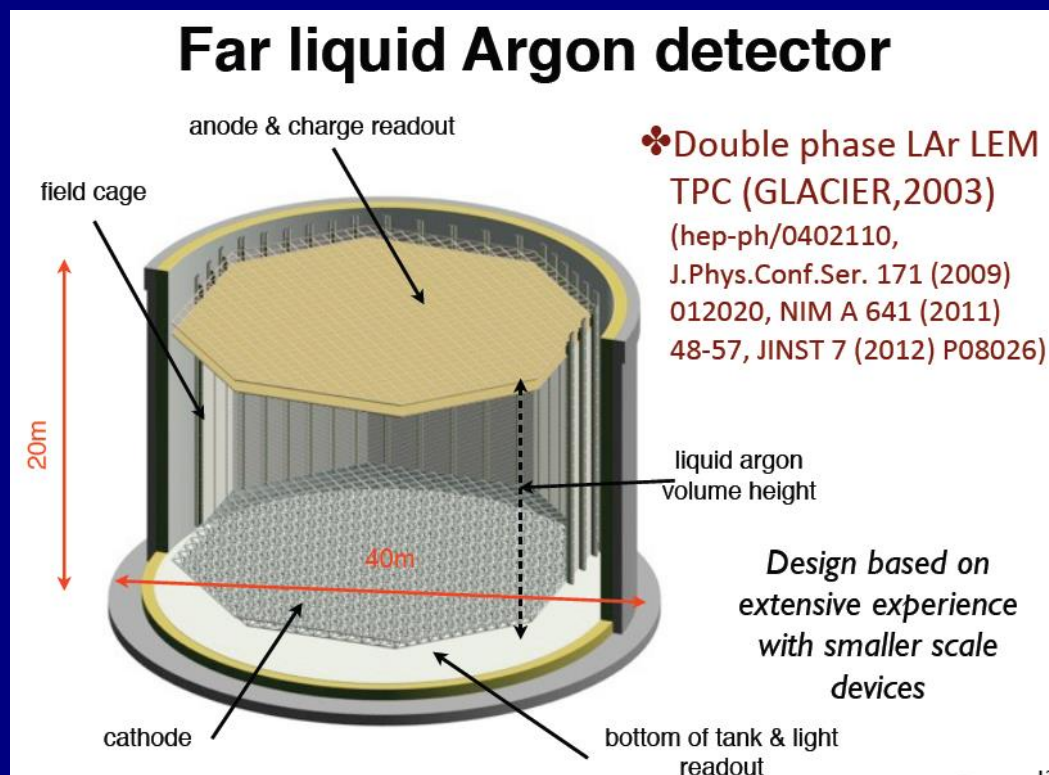
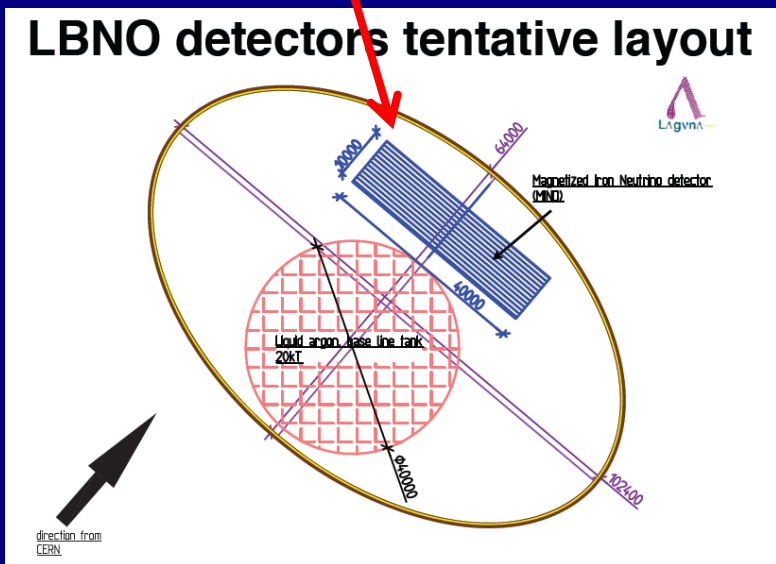
A. Stahl,<sup>1</sup> C. Wiebusch,<sup>1</sup> A. M. Guler,<sup>2</sup> M. Kamiscioglu,<sup>2</sup> R. Sever,<sup>2</sup> A.U. Yilmazer,<sup>2</sup> C. Gunes,<sup>2</sup> D. Yilmaz,<sup>2</sup> P. Del Amo Sanchez,<sup>4</sup> D. Duchesneau,<sup>4</sup> H. Pessard,<sup>4</sup> E. Marcolucci,<sup>5</sup> I. A. Papazoglou,<sup>5</sup> V. Berardi,<sup>6</sup> F. Cafagna,<sup>6</sup> M.G. Catanesi,<sup>6</sup> L. Magaletti,<sup>6</sup> A. Mercadante,<sup>6</sup> M. Quinto,<sup>6</sup> E. Radicioni,<sup>6</sup> A. Ereditato,<sup>7</sup> I. Kreslo,<sup>7</sup> C. Pistillo,<sup>7</sup> M. Weber,<sup>7</sup> A. Ariga,<sup>7</sup> T. Ariga,<sup>7</sup> T. Strauss,<sup>7</sup> M. Hierholzer,<sup>7</sup> J. Kawada,<sup>7</sup> C. Hsu,<sup>7</sup> S. Haug,<sup>7</sup> A. Jipa,<sup>8</sup> I. Lazanu,<sup>8</sup> A. Cardini,<sup>9</sup> A. Lai,<sup>9</sup> R. Oldeman,<sup>10</sup> M. Thomson,<sup>11</sup> A. Blako,<sup>11</sup> M. Preist,<sup>12</sup> A. Auld,<sup>12</sup> J. Elliott,<sup>13</sup> J. Lumbard,<sup>13</sup> C. Thompson,<sup>13</sup> Y.A. Gorushkin,<sup>14</sup> S. Pascoli,<sup>15</sup> R. Collins,<sup>16</sup> M. Haworth,<sup>16</sup> J. Thompson,<sup>16</sup> G. Benicveni,<sup>17</sup> D. Domenici,<sup>17</sup> A. Longhin,<sup>17</sup> A. Blondel,<sup>18</sup> A. Bravar,<sup>18</sup> F. Dufour,<sup>18</sup> Y. Karadzhev,<sup>18</sup> A. Korzenev,<sup>18</sup> E. Noah,<sup>18</sup> M. Ravonel,<sup>18</sup> M. Rayner,<sup>18</sup> R. Asfandiyarov,<sup>18</sup> A. Haesler,<sup>18</sup> C. Martin,<sup>18</sup> E. Scamamburlo,<sup>18</sup> F. Cadoux,<sup>18</sup> R. Bayes,<sup>19</sup> F.J.P. Soler,<sup>19</sup> L. Aalto-Setälä,<sup>20</sup> K. Enqvist,<sup>20</sup> K. Huitu,<sup>20</sup> K. Rummakainen,<sup>20</sup> G. Nuijten,<sup>21</sup> K.J. Eskola,<sup>22</sup> K. Kainulainen,<sup>22</sup> T. Kalliokoski,<sup>22</sup> J. Kumpulainen,<sup>22</sup> K. Loo,<sup>22</sup> J. Maalampi,<sup>22</sup> M. Manninen,<sup>22</sup> I. Moore,<sup>22</sup> J. Suhonen,<sup>22</sup> W.H. Trzaska,<sup>22</sup> K. Tuominen,<sup>22</sup> A. Virtanen,<sup>22</sup> I. Bertram,<sup>23</sup> A. Finch,<sup>23</sup> N. Grant,<sup>23</sup> L.L. Kormos,<sup>23</sup> P. Ratoff,<sup>23</sup> G. Christodoulou,<sup>24</sup> J. Coleman,<sup>24</sup> C. Touramanis,<sup>24</sup> K. Mavrokoridis,<sup>24</sup> M. Murdoch,<sup>24</sup> N. McCauley,<sup>24</sup> D. Payne,<sup>24</sup> P. Jonsson,<sup>25</sup> A. Kaboth,<sup>25</sup> K. Long,<sup>25</sup> M. Malek,<sup>25</sup> M. Scott,<sup>25</sup> Y. Uchida,<sup>25</sup> M.O. Wascko,<sup>25</sup> F. Di Lodovico,<sup>26</sup> J.R. Wilson,<sup>26</sup> B. Stilt,<sup>26</sup> R. Sacco,<sup>26</sup> R. Terzi,<sup>26</sup> M. Campanelli,<sup>27</sup> R. Nichol,<sup>27</sup> J. Thomas,<sup>27</sup> A. Izmaylov,<sup>28</sup> M. Khabibullin,<sup>28</sup> A. Khotjantsev,<sup>28</sup> Y. Kudenov,<sup>28</sup> V. Matveev,<sup>28</sup> O. Mineev,<sup>28</sup> N. Yershov,<sup>28</sup> V. Palladino,<sup>29</sup> J. Evans,<sup>30</sup> S. Söldner-Rembold,<sup>30</sup> U.K. Yang,<sup>30</sup> M. Bonisini,<sup>31</sup> T. Pihlajaniemi,<sup>32</sup> M. Weckström,<sup>32</sup> K. Mursula,<sup>32</sup> T. Enqvist,<sup>32</sup> P. Kuusiniemi,<sup>32</sup> T. Riihinen,<sup>32</sup> J. Sarkamo,<sup>32</sup> M. Shupeck,<sup>32</sup> J. Hissa,<sup>32</sup> E. Kokko,<sup>32</sup> M. Aittola,<sup>32</sup> G. Barr,<sup>33</sup> M.D. Haigh,<sup>33</sup> J. de Jong,<sup>33</sup> H. O'Keefe,<sup>33</sup> A. Vacheret,<sup>33</sup> A. Weber,<sup>33,34</sup> G. Galvanin,<sup>35</sup> M. Temussi,<sup>35</sup> O. Caretta,<sup>34</sup> T. Davenne,<sup>34</sup> C. Densham,<sup>34</sup> J. Ilc,<sup>34</sup> P. Loveridge,<sup>34</sup> J. Odell,<sup>34</sup> D. Wark,<sup>34</sup> A. Robert,<sup>36</sup> B. Andrieu,<sup>36</sup> B. Popov,<sup>36,34</sup> C. Giganti,<sup>36</sup> J.-M. Levy,<sup>36</sup> J. Dumarchez,<sup>36</sup> M. Buizza-Avanzini,<sup>37</sup> A. Cabrera,<sup>37</sup> J. Dawson,<sup>37</sup> D. Franco,<sup>37</sup> D. Kryin,<sup>37</sup> M. Obolensky,<sup>37</sup> T. Patzak,<sup>37</sup> A. Tonazzo,<sup>37</sup> F. Vanucci,<sup>37</sup> D. Orestano,<sup>38</sup> B. Di Micco,<sup>38</sup> L. Tortora,<sup>39</sup> O. Besida,<sup>40</sup> A. Delbart,<sup>40</sup> S. Emery,<sup>40</sup> V. Galymov,<sup>40</sup> E. Mazurcato,<sup>40</sup> G. Vasseur,<sup>40</sup> M. Zito,<sup>40</sup> V.A. Kudryavtsev,<sup>41</sup> L.F. Thompson,<sup>41</sup> R. Tsenov,<sup>42</sup> D. Kolev,<sup>42</sup> I. Rusinov,<sup>42</sup> M. Bogomilov,<sup>42</sup> G. Vankova,<sup>42</sup> R. Matev,<sup>42</sup> A. Vorobyev,<sup>43</sup> Yu. Novikov,<sup>43</sup> S. Kosyanenko,<sup>43</sup> V. Suvorov,<sup>43</sup> G. Garvillo,<sup>43</sup> E. Bausan,<sup>44</sup> M. Dracos,<sup>44</sup> C. Jollet,<sup>44</sup> A. Meregaglia,<sup>44</sup> E. Vallazza,<sup>45</sup> S.K. Agarwala,<sup>46</sup> T. Li,<sup>46</sup> D. Autiero,<sup>47</sup> L. Chaussard,<sup>47</sup> Y. Décais,<sup>47</sup> J. Marteau,<sup>47</sup> E. Pennacchio,<sup>47</sup> E. Rondio,<sup>48</sup> J. Lagoda,<sup>48</sup> J. Zallpeka,<sup>48</sup> P. Przewlocki,<sup>48</sup> K. Grzelak,<sup>49</sup> G. J. Barker,<sup>50</sup> S. Boyd,<sup>50</sup> P.F. Harrison,<sup>50</sup> R.P. Litchfield,<sup>50</sup> Y. Ramsachers,<sup>51</sup> A. Badertscher,<sup>51</sup> A. Curioni,<sup>51</sup> U. Degunda,<sup>51</sup> L. Epprecht,<sup>51</sup> A. Gendotti,<sup>51</sup> L. Knecht,<sup>51</sup> S. DiLuisa,<sup>51</sup> S. Horikawa,<sup>51</sup> D. Luzzi,<sup>51</sup> S. Murphy,<sup>51</sup> G. Natterer,<sup>51</sup> F. Petrolo,<sup>51</sup> L. Periale,<sup>51</sup> A. Rubbia,<sup>51</sup> F. Sergiampietri,<sup>51</sup> and T. Viant<sup>51</sup>

1. III. Physikalisches Institut, RWTH Aachen, Aachen, Germany
2. Middle East Technical University (METU), Ankara, Turkey
3. Ankara University, Ankara, Turkey
4. LAPP, Université de Savoie, CNRS/IN2P3, F-74941 Armesy-le-Vieux, France
5. Institute of Nuclear Technology-Radiation Protection, National Centre for Scientific Research "Demokritos", Athens, Greece
6. INFN and Dipartimento interateneo di Fisica di Bari, Bari, Italy
7. University of Bern, Albert Einstein Center for Fundamental Physics, Laboratory for High Energy Physics (LHEP), Bern, Switzerland
8. Faculty of Physics, University of Bucharest, Bucharest, Romania
9. INFN Sezione di Cagliari, Cagliari, Italy
10. INFN Sezione di Cagliari and Università di Cagliari, Cagliari, Italy
11. University of Cambridge, Cambridge, United Kingdom
12. Universita' dell'Insubria, sede di Como/ INFN Milano Bicocca, Como, Italy
13. Alan Auld Engineering, Doncaster, United Kingdom
14. Joint Institute for Nuclear Research, Dubna, Moscow Region, Russia
15. Institute for Particle Physics Phenomenology, Durham University, United Kingdom
16. Technodyne International Limited, Eastleigh, Hampshire, United Kingdom
17. INFN Laboratori Nazionali di Frascati, Frascati, Italy
18. University of Geneva, Section de Physique, DPNC, Geneva, Switzerland
19. University of Glasgow, Glasgow, United Kingdom
20. University of Helsinki, Helsinki, Finland
21. Rockplan Ltd., Helsinki, Finland
22. Department of Physics, University of Jyväskylä, Finland
23. Physics Department, Lancaster University, Lancaster, United Kingdom
24. University of Liverpool, Department of Physics, Liverpool, United Kingdom
25. Imperial College, London, United Kingdom
26. Queen Mary University of London, School of Physics, London, United Kingdom
27. Dept. of Physics and Astronomy, University College London, London, United Kingdom
28. Institute for Nuclear Research of the Russian Academy of Sciences, Moscow, Russia
29. INFN Sezione di Napoli and Università di Napoli, Dipartimento di Fisica, Napoli, Italy
30. University of Manchester, Manchester, United Kingdom
31. INFN Milano Bicocca, Milano, Italy
32. University of Oulu, Oulu, Finland
33. Oxford University, Department of Physics, Oxford, United Kingdom
34. STFC, Rutherford Appleton Laboratory, Harwell Oxford, United Kingdom
35. AGT ingegneria S.r.l., Perugia, Italy
36. UPMC, Université Paris Diderot, CNRS/IN2P3, Laboratoire de Physique Nucléaire et de Hautes Energies (LPNHE), Paris, France
37. APC, Astroparticule et Cosmologie, Université Paris Diderot, CNRS/IN2P3, CEA/Inru, Observatoire de Paris, Sorbonne Paris Cité Paris, France
38. Università and INFN Roma Tre, Roma, Italy
39. INFN Roma Tre, Roma, Italy
40. IRFU, CEA Saclay, Gif-sur-Yvette, France
41. University of Sheffield, Department of Physics and Astronomy, Sheffield, United Kingdom
42. Department of Atomic Physics, Faculty of Physics, St. Kliment Ohridski University of Sofia, Sofia, Bulgaria
43. Petersburg Nuclear Physics Institute (PNPI), St-Petersburg, Russia
44. INFN, Università di Stradburg, CNRS/IN2P3, Stradburg, France
45. INFN Trieste, Trieste, Italy
46. IFIC (CSIC & University of Valencia), Valencia, Spain
47. Université de Lyon, Université Claude Bernard Lyon 1, IPN Lyon (IN2P3), Villeurbanne, France
48. National Centre for Nuclear Research (NCBJ), Warsaw, Poland
49. Institute of Experimental Physics, Warsaw University (IFD UW), Warsaw, Poland
50. Institute of Warwick, Department of Physics, Coventry, United Kingdom
51. ETH Zurich, Institute for Particle Physics, Zurich, Switzerland

- Start excavation 2016
- Physics program 2023-...
  - Determination of neutrino mass hierarchy
  - Search for CP violation
  - Proton decay
  - Atmospheric and supernovae neutrinos

35 kton magnetized muon detector (MIND)

20 Kton double phase LAr TPC  
LNG tank technology



+ near detector at CERN

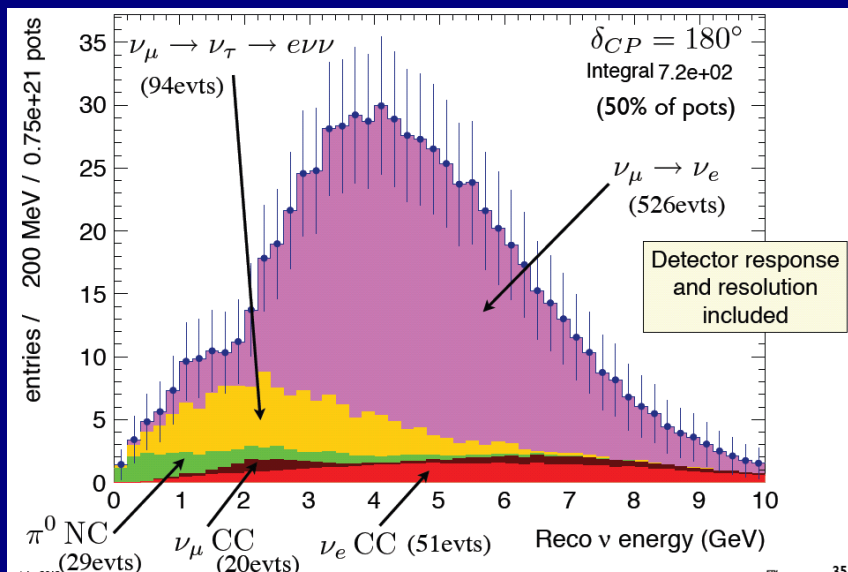
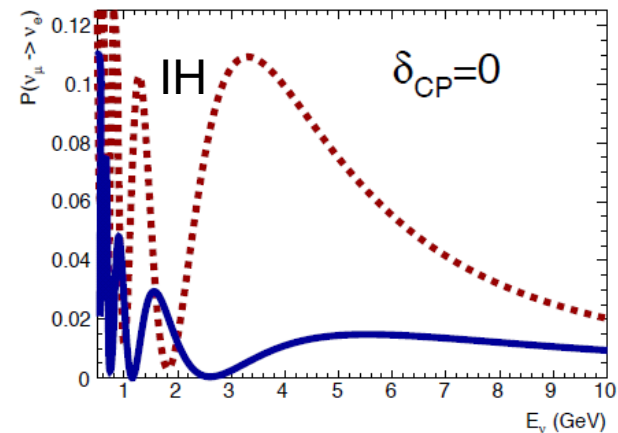
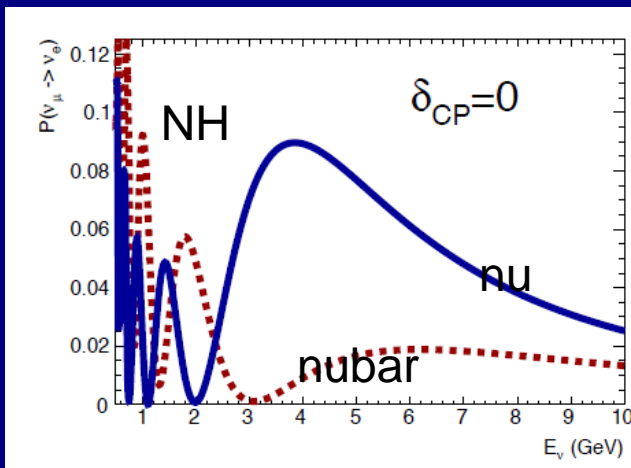
Giant LAr TPC detectors:

Long wires, long drift → Wires + cold electronics (U.S.)  
double phase (extra gain) + cold electronics

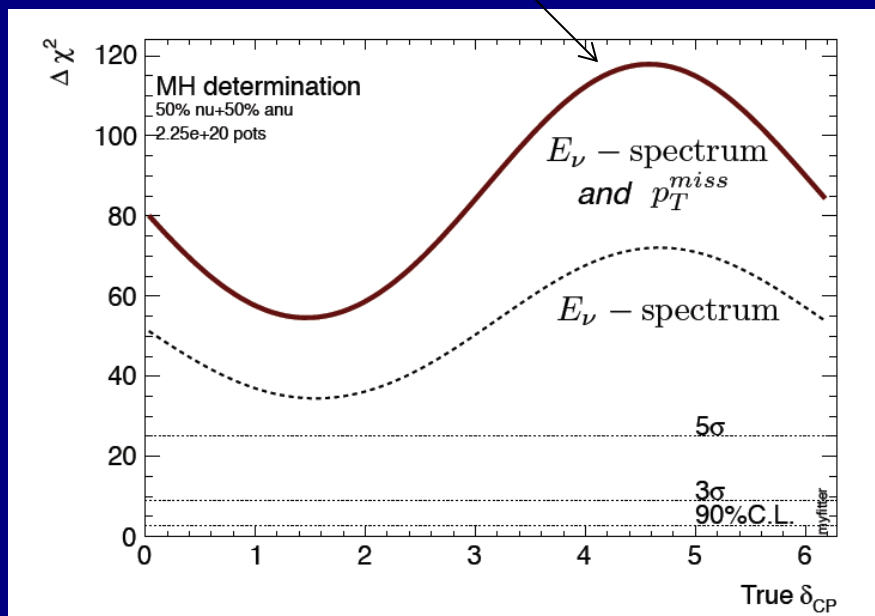
# Unambiguous mass hierarchy determination

L/E shape + nu/nubar

→ unique worldwide sensitivity



With additional constraint on tau production rate



Startup in 2023, MH determination by 2025:

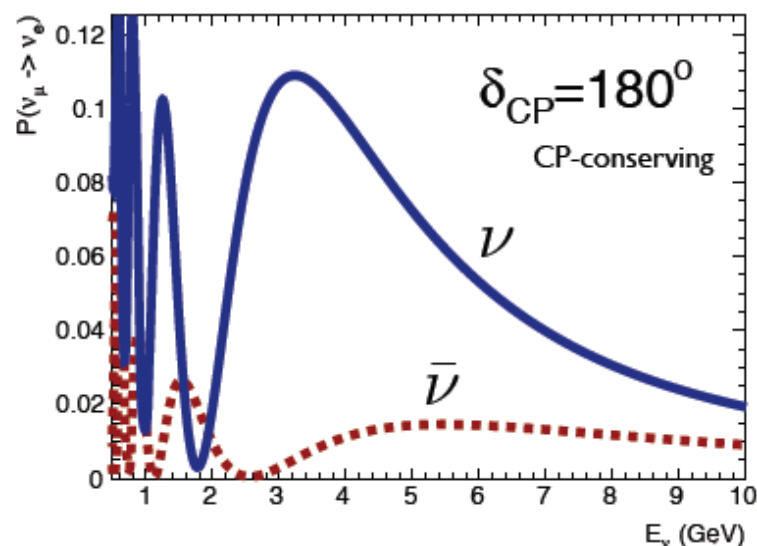
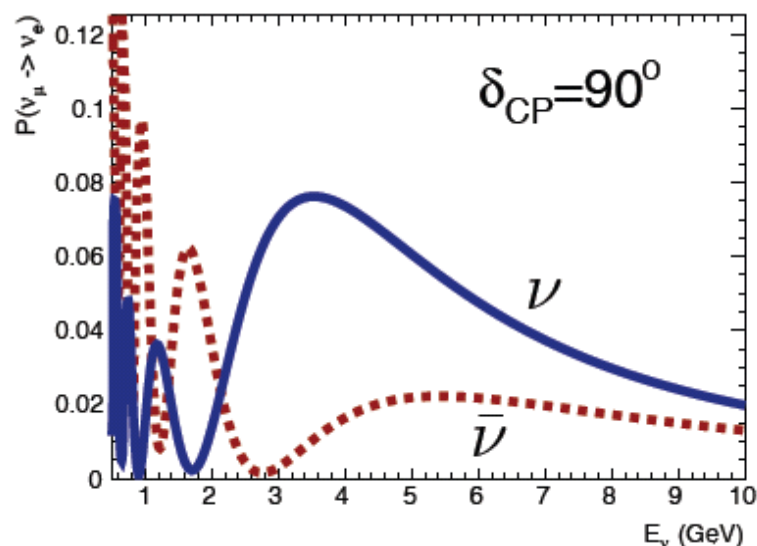
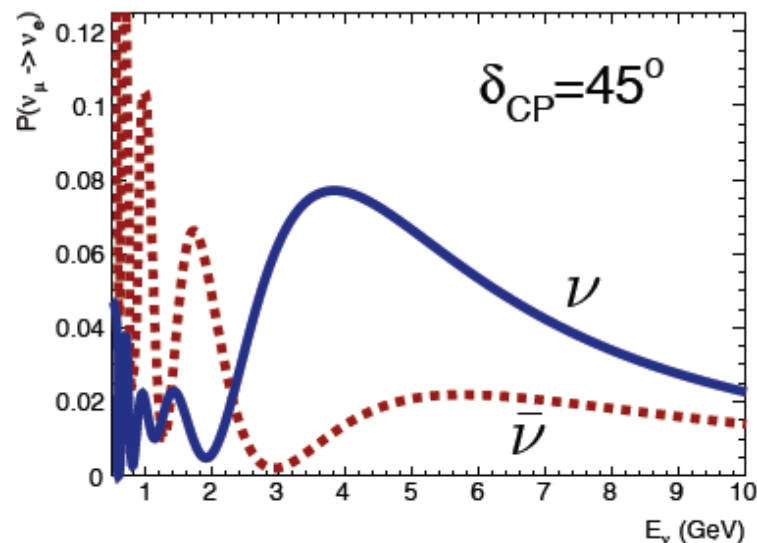
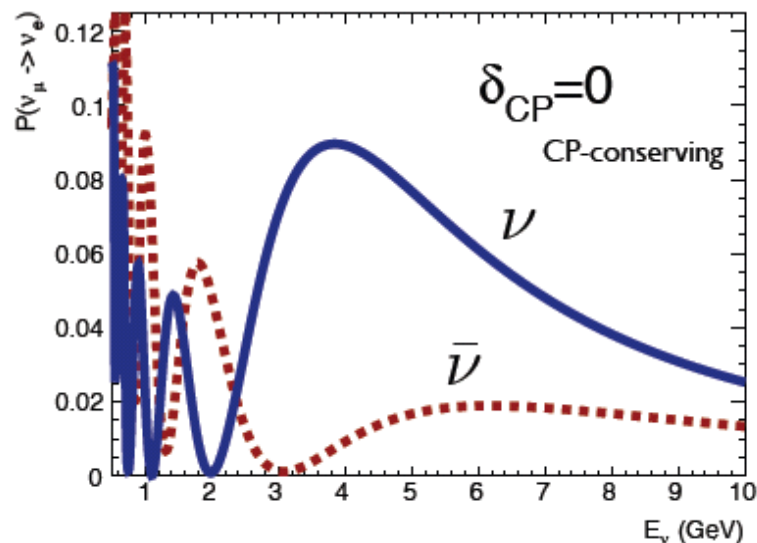
- 2 years, 700 kW
- $2.25 \times 10^{20}$  pot
- 50% nu, 50% nubar

# CERN-Pyhäsalmi: spectral information $\nu_\mu \rightarrow \nu_e$

★ Normal mass hierarchy

L=2300 km

$$\sin^2(2\theta_{13}) = 0.09$$





# Staged search for CP violation

First phase:

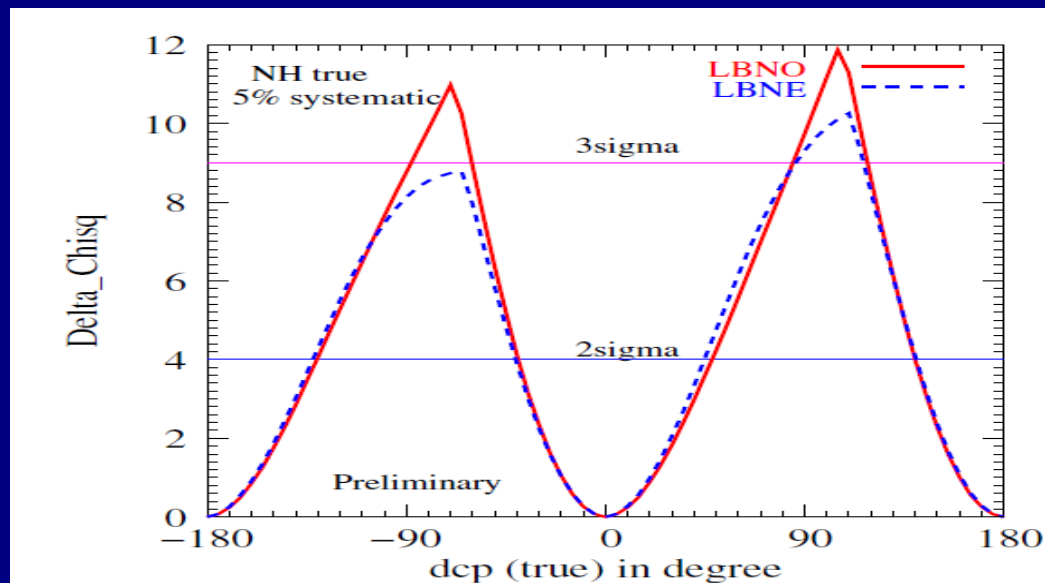
LBNO 20kton

e.g. (5+5 years nu/nubar)

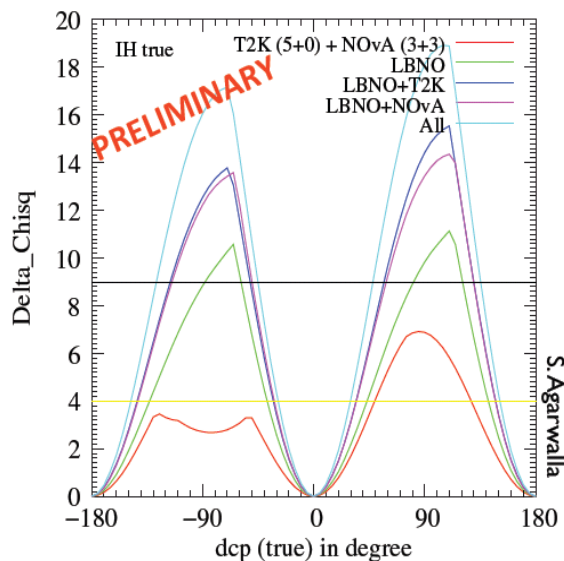
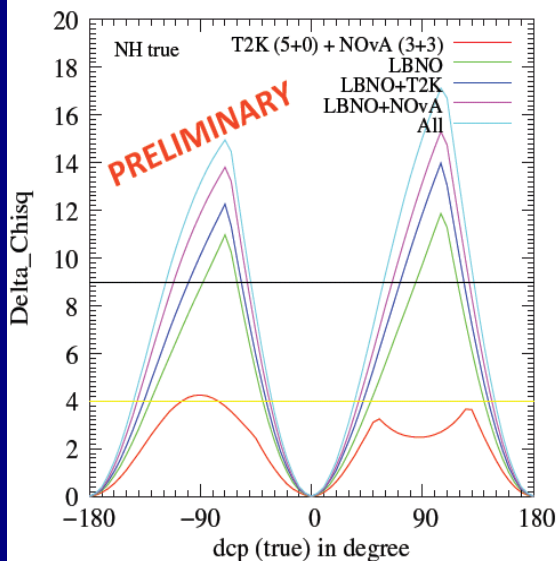
71% (44%) coverage at 90% ( $3\sigma$ )

Second phase:

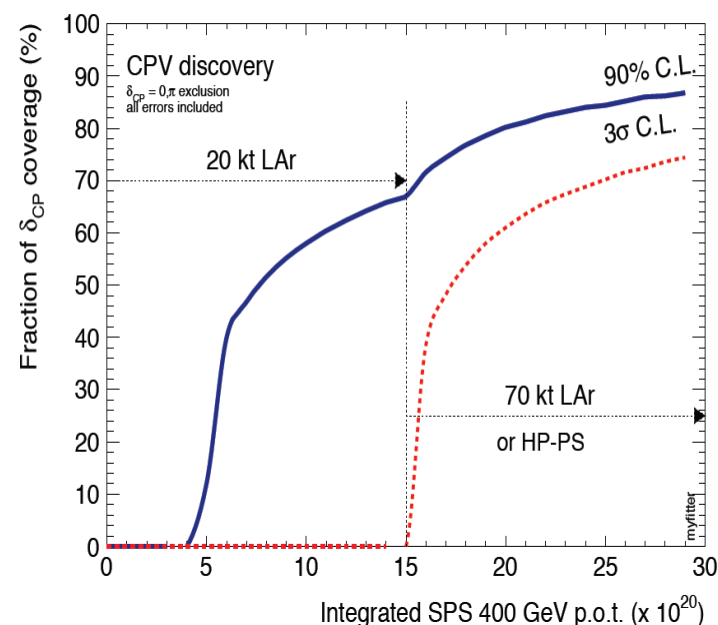
LBNO 70 kton, 2MW HP-PS



Sensitivity combining T2K(295km), NOvA(810km) and LBNO(2300km)



Incremental approach with conventional beams

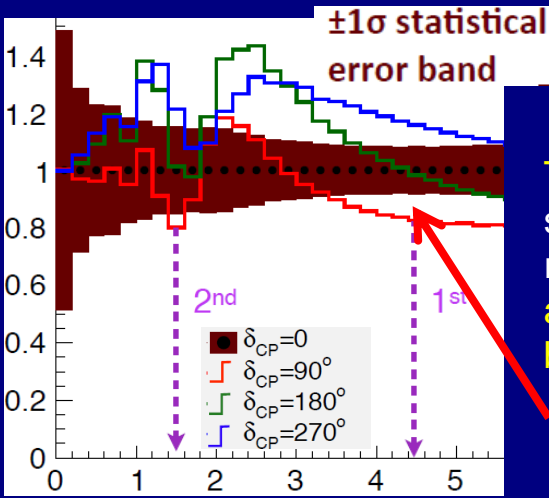


The power of combining several different baselines L:  
 LBNO 20kton(5+5) + T2K(5+0) + NOvA(3+3)  $\approx$  40-45% CPV at  $>3\sigma$  C.L.

# LBNO: high energy LB beam → coverage of two osc. maxima, good energy resolution

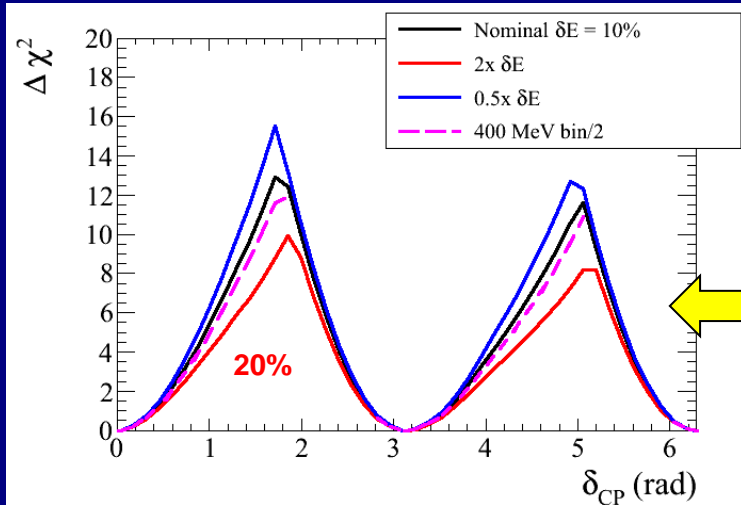
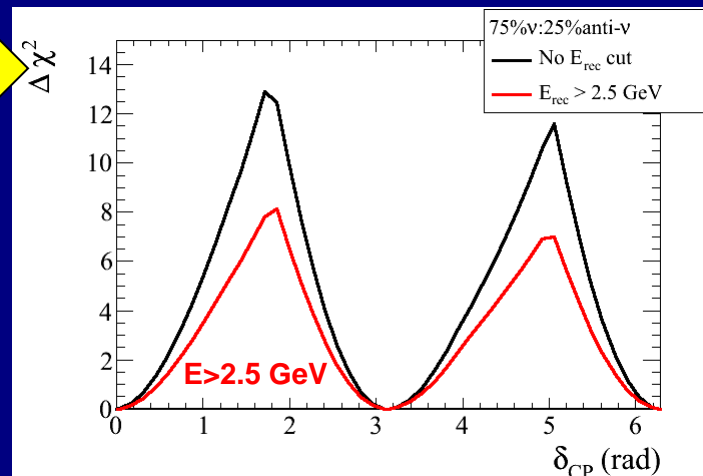
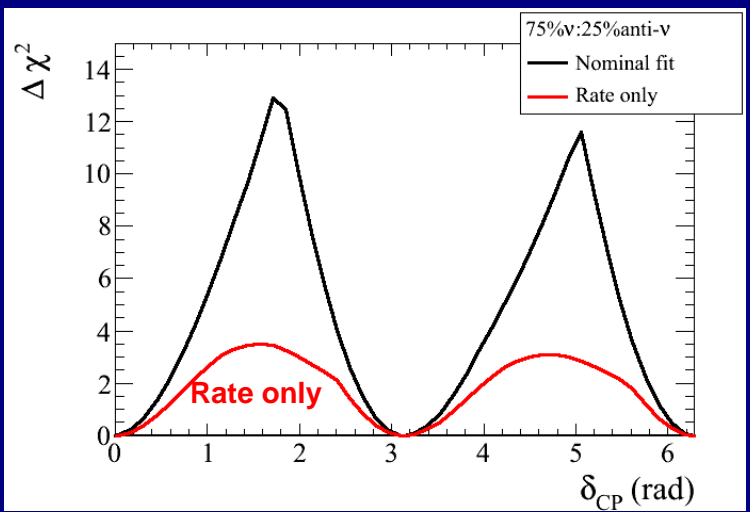
A world of useful information and full test of the 3 neutrinos paradigm !

Measurement of L/E pattern independently for  $\nu$  and  $\bar{\nu}$  for the first and second maxima vs a counting experiment



The importance of the second maximum: rather rich CP-dependent features are present at energies below the first maximum

Flatter “rate dominated” region larger syst. effects related to normalization



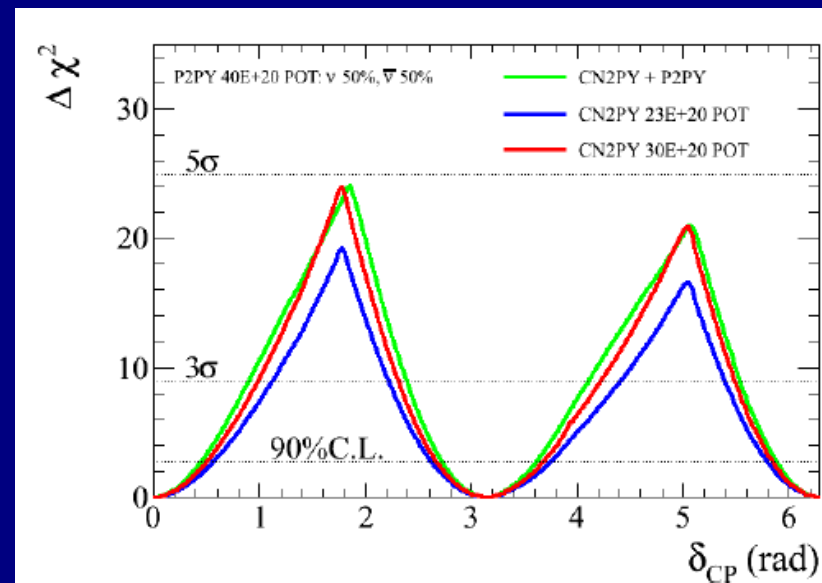
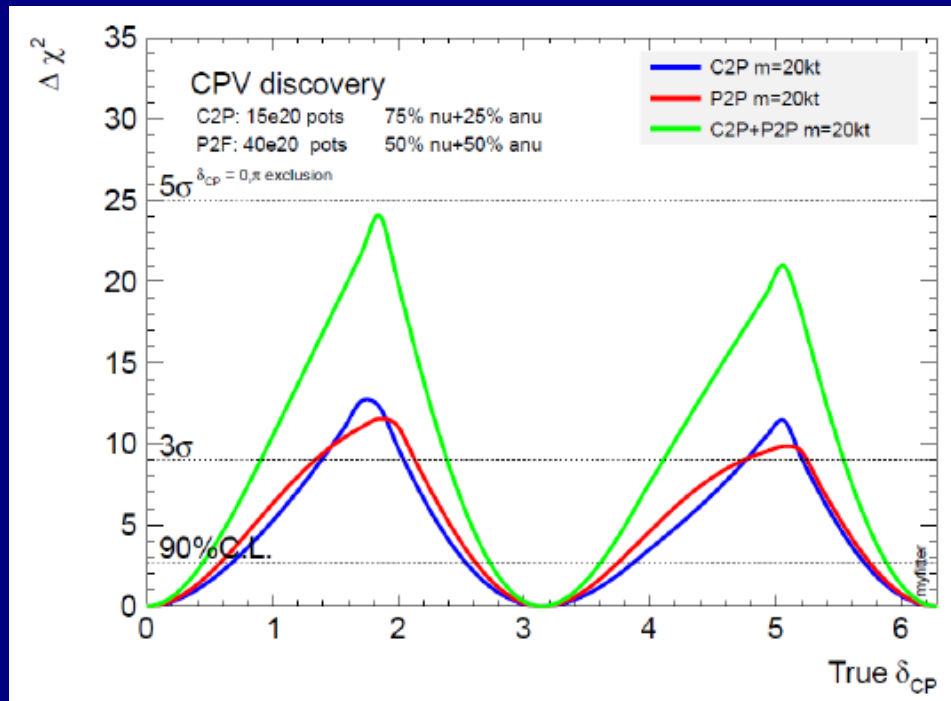
The importance of energy resolution 10% vs 20%

Very fruitful discussions with the SPSC occurring during the last months, full physics paper in preparation



# Possible neutrino beam from Protvino

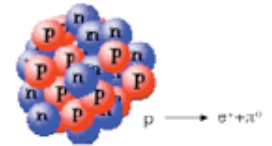
Upgraded beam  $\rightarrow$  70 GeV, 450 kW  
 $4^{E20}$  pot/year, 10 years  
 1160 km baseline



Improvement due to double exposure  
 equivalent to running the CERN beam  
 at  $30^{E20}$  pot ( $\sim$ 25 years running)

$23^{E20}$  pot at CERN equivalent to C2P  
 and P2P powers added together

# Proton decay sensitivity



For an exposure of 10 years (200 kton×year)

JHEP 0704 (2007) 041

Mode	Lifetime (90%C.L.)
$p \rightarrow \nu K^+$	$>3 \times 10^{34}$ yrs
$p \rightarrow e^+ \gamma, p \rightarrow \mu^+ \gamma$	$>3 \times 10^{34}$ yrs
$p \rightarrow \mu^- \pi^+ K^+$	$>3 \times 10^{34}$ yrs
$n \rightarrow e^- K^+$	$>3 \times 10^{34}$ yrs
$p \rightarrow \mu^+ K^0, p \rightarrow e^+ K^0$	$>1 \times 10^{34}$ yrs
$p \rightarrow e^+ \pi^0$	$>1 \times 10^{34}$ yrs
$p \rightarrow \mu^+ \pi^0$	$>0.8 \times 10^{34}$ yrs
$n \rightarrow e^+ \pi^-$	$>0.8 \times 10^{34}$ yrs

Expect  $\approx$ linear sensitivity improvement with exposure until 1000 kton×year

x10 sensitivity increase, comparable to HK

# Supernova detection channels



JCAP 0310 (2003) 009

JCAP 0408 (2004) 001

**For a SN explosion at the distance of 5 kpc**

$$\langle E_{\nu_e} \rangle = 11 \text{ MeV}, \langle E_{\bar{\nu}_e} \rangle = 16 \text{ MeV}, \langle E_{\nu_x} \rangle = \langle E_{\bar{\nu}_x} \rangle = 25 \text{ MeV}$$

**Events:**

$$\nu_e \text{ } ^{40}\text{Ar} \rightarrow e^- \text{ } ^{40}\text{K}^* \quad (E_\nu > 1.5 \text{ MeV}) \quad \approx 23820$$

$$\bar{\nu}_e \text{ } ^{40}\text{Ar} \rightarrow e^+ \text{ } ^{40}\text{Cl}^* \quad (E_\nu > 7.48 \text{ MeV}) \quad \approx 2420$$

$$\nu_x \text{ } ^{40}\text{Ar} \rightarrow \nu_x + \text{ } ^{40}\text{Ar}^* \quad \approx 30440$$

$$\nu_x e^- \rightarrow \nu_x e^- \quad \approx 1330$$

- Unique sensitivity to electron neutrino flavour (most other SN-detectors detect inverse beta decays)
- Combined analysis of all reaction modes
- Neutrino mass via TOF

## The LBNO strategy:

- A very long baseline (2300 km) to measure matter effects and determine the MH at  $>5\sigma$  within *two years*, better than any other proposed experiment → immediate important physics outcome
  - 20 kton deep underground double phase LAr detector with full astro-particle physics program
  - Conventional beam 700 kW from CERN SPS (no interference with LHC)
  - If the findings from stage I require → upgrade path for the detector (+50 kton) and proton intensity 700kW (SPS) → 2MW HP-PS
  - Possibly a second beam (from Protvino) with medium baseline to reduce the systematic errors and shorten the time to discover CP
  - The Pyhasalmi site is extremely convenient (baseline, infrastructures, depth, excavation aspects)
  - The LAGUNA LBNO collaboration is in the most advanced state for what concerns all technical implementation and site studies, costing and prototyping
- We believe that LBNO is still the most competitive project in the world
- The extended site investigation is progressing well (750 m drilled)
  - Discussions will continue with Finland in order to define its real contribution, after last year misunderstanding

# Conclusions (LBNO)

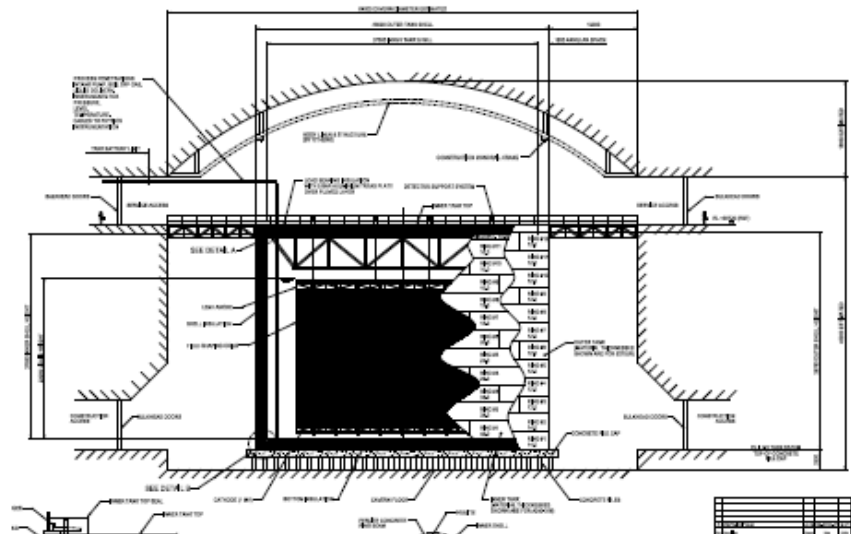
- Neutrinos are key particles for the understanding of the universe and fundamental laws of physics
  - The next generation of massive underground detectors will be at the forefront of particle physics and astro-particle physics with a very rich program going from the determination of the mass hierarchy, search for CP violation, the study of supernovae neutrinos and the search for proton decay
  - The saga of neutrino oscillations started in 1968. Nature had been kind enough for the third time after solar neutrinos and atmospheric neutrinos to provide a large  $\theta_{13}$  value, just below the CHOOZ limit. We just entered in the era of the hierarchy determination and CP violation searches in the neutrino sector. This activity has now received an enormous boost
  - LBNO appears as the most competitive worldwide project to pursue this research line
  - Strategy group statement: "CERN should develop a neutrino programme to pave the way for a substantial European role in future long-baseline experiments. Europe should explore the possibility of major participation in leading neutrino projects in the US and Japan".
- Decision to open the discussion with LBNE to study a possible merging on equal foot of the two projects in a new global one LBNx (physics optimization, technical issues, liquid argon double phase technology)
- Proposal to build at CERN a large scale prototype of the 20 kton far detector (LBNO-Proto)



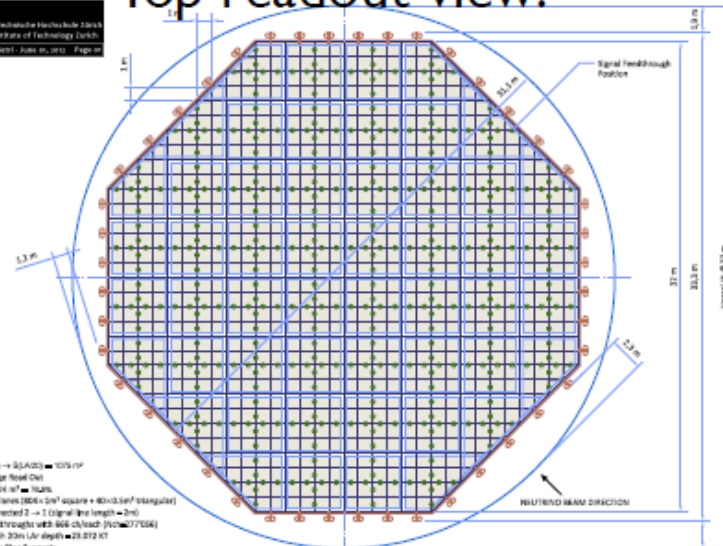
# GLACIER detector design



- ★ Concept unchanged since 2003: Simple, scalable detector design, from one up to 100 kton (hep-ph/0402110)
- ★ Single module non-evacuatable cryo-tank based on industrial LNG technology
  - industrial conceptual design (Technodyne, AAE, Ryhal engineering, TGE, GTT)
  - two tank options: 9% Ni-steel or membrane (detailed comparison up to costing of assembly in underground cavern)
  - three volumes: 20, 50 and 100 kton
- ★ Liquid filling, purification, and boiloff recondensation
  - industrial conceptual design for liquid argon process (Sofregaz), 70kW total cooling power @ 87 K
  - purity < 10 ppt O<sub>2</sub> equivalent
- ★ Charge readout (e.g. 20 kton fid.)
  - 23'072 kton active, 824 m<sup>2</sup> active area
  - 844 readout planes, 277'056 channels total
  - 20 m drift
- ★ Light readout (trigger)
  - 804 8" PMT (e.g. Hamamatsu R5912-02MOD) WLS coated placed below cathode
- ★ The concept and the designs are reaching the required level of maturity for submission to SPSC.



## Top readout view:



Technical aspects being finalized in the LAGUNA/LBNO study as deliverables



## LNG Carrier Containment Systems

### NO96 System

**NO 96 Membrane System is a cryogenic liner directly supported by the ship's inner hull. This liner includes two identical metallic membranes and two independent insulation layers:**

#### ■ Primary & secondary Invar membranes

The primary and secondary membranes are made of Invar, a 36% nickel-steel alloy, 0,7 mm thick. The primary membrane contains the LNG cargo, while the secondary membrane, identical to the primary, ensures a 100 % redundancy in case of leakage. Each of the 500 mm wide invar strakes is continuously spread along the tank walls and is evenly supported by the primary and the secondary insulation layers.

#### ■ Primary & secondary thermal insulation

The primary and secondary insulation layers consist in a load bearing system made of prefabricated plywood boxes filled with expanded perlite. The standard size of the boxes is 1 m x 1.2 m. The thickness of the primary layer is adjustable from 170 mm to 250 mm, to fulfill any B.O.R. requirements ; the typical thickness of the secondary layer is 300 mm. The primary layer is secured by means of the primary couplers, themselves fixed to the secondary coupler assembly. The secondary layer is laid and evenly supported by the inner hull through load-bearing resin ropes and fixed by means of the secondary couplers anchored to the inner hull.



# LBNO LAr prototype at CERN (LBNO-Proto)

**Configuration:**  $6 \times 6 \times 6 \text{ m}^3$  active volume LAr TPC detector with double phase + charge amplification + 2-D collection readout PCB anode.  
Exposure to charged hadrons beam (1-20 GeV/c)

## **Purpose:**

### **1) Test a full size proof prototype of the LBNO far detector (20 kton in 2023)**

- LNG tank construction technique
- Purification system
- Long drift
- HV system 300-600 KV
- Double-phase readout
- Readout electronics

### **2) Assess the TPC performance in reconstructing hadronic showers (the most demanding task in reconstructing neutrino interactions).**

- Measurements in hadronic and electromagnetic calorimetry and PID performance
- Full-scale software development, simulation and reconstruction to be validated and improved

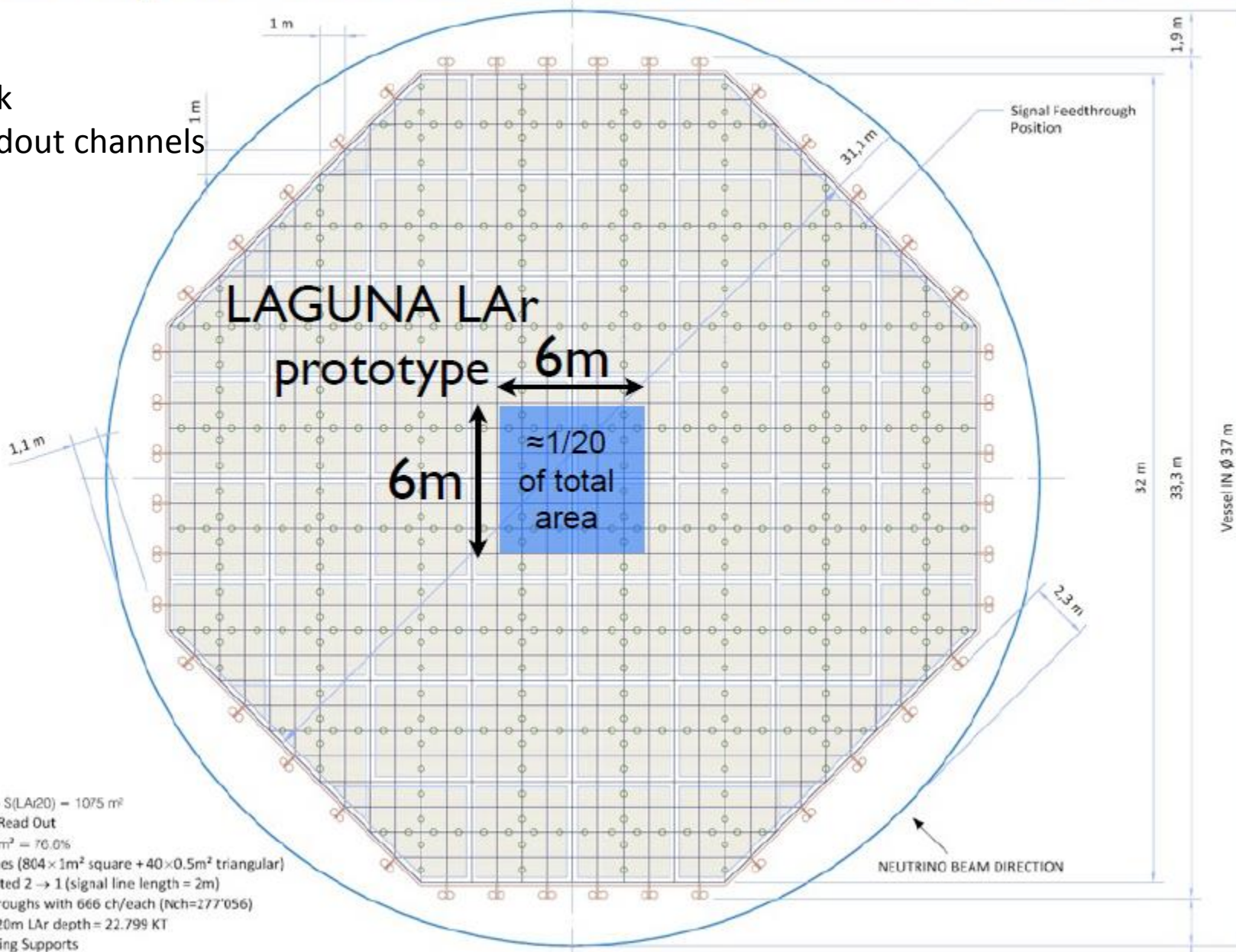
### **→ Fundamental step for the construction of the final LBNO detector**

- The most advanced prototyping program which has no equivalent in the world
- Experience with this prototype module scalable to future LBNO detectors, putting the European groups in a very advanced and strong position for the participation to a world-wide joint program (prototype initiative supported also by the US and Japan groups)



# Compared to GLACIER 20 kton

300k  
Readout channels



20 KT  
Scale 1:200  
 $\varnothing_{in}(LAr) = 37\text{ m} \rightarrow S(LAr20) = 1075\text{ m}^2$   
Ionization Charge Read Out  
Active Area =  $824\text{ m}^2 = 76.0\%$   
844 Read Out Planes ( $804 \times 1\text{m}^2$  square +  $40 \times 0.5\text{m}^2$  triangular)  
Electrically connected 2  $\rightarrow$  1 (signal line length = 2m)  
416 Signal Feedthroughs with 666 ch/each (Nch=277'056)  
Active Mass with 20m LAr depth = 22.799 KT  
44 Field Shaping Ring Supports



**Prototyping activity** strongly supported by the European Strategy group, the SPSC and CERN

**North area facility:** supported by CERN. Activity for the extension works of the EHN1 hall already started since the fall of 2012, involvements of technical services for civil engineering and cryogenics

### **Time-scale:**

- Now: submission of the LBNO-Proto proposal (addendum to LBNO LOI) to the SPSC  
>130 pages detailed technical document (preliminary version distributed to the CS IN2P3)
- Detector Construction: 2014-2015:
  - Middle of 2014: completion of extension and infrastructure in EHN1 (?)
  - Tank construction 9 months → after tank used as clean room for inner instrumentation
  - 2015: electronics production and instrumentation (all external mounting)
- Start of Data Taking: Spring 2016. Operation time: ~2 years

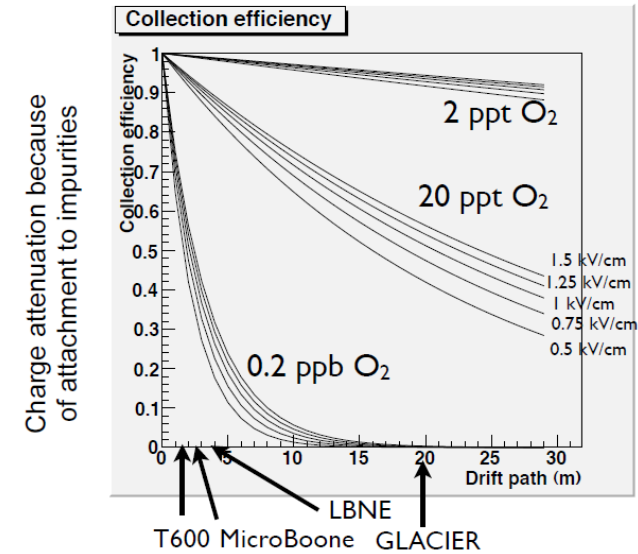
### **Costs and contributions:**

- Detector cost ~few MCHF
- Strong participation from: UK, France, Switzerland + others involved in LAGUNA-LBNO

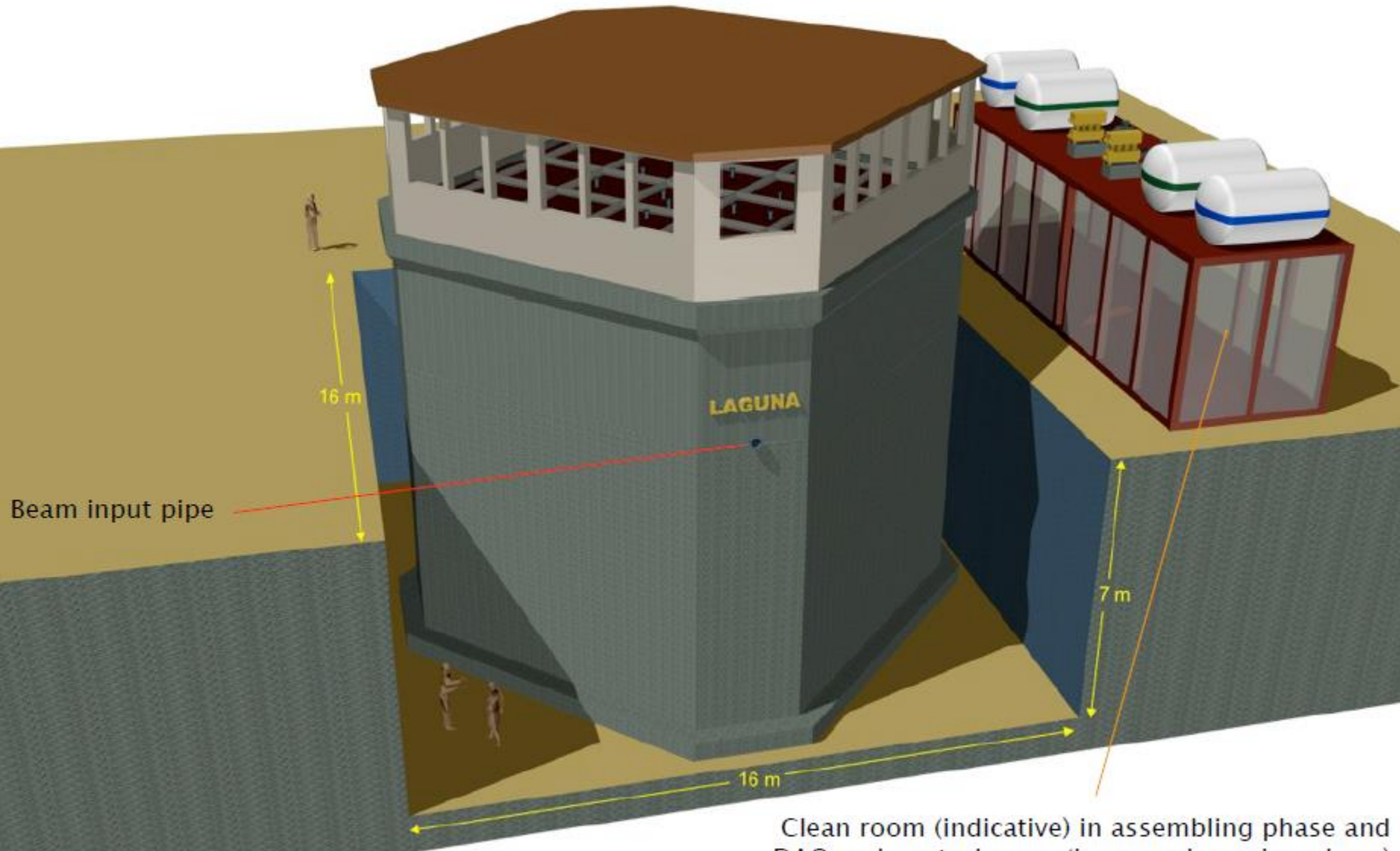


# Technical issues related to detector operation and long drift length (6m)

- **Very high purity.** The drift of ionization electrons over a distance of 20 m requires a very clean environment, with impurities at the level of 100 ppt  $O_2$  equivalent for an electron lifetime of 3-10 ms. While this has been achieved on small prototypes, this will be the first test with a large scale non-evacuatable prototype and the same tank construction technique foreseen for the far detector.
- **Large field cage.** This is a large structure with demanding requirements on its mechanical precision and capable of sustaining a large potential difference (up to 500 kV).
- **Very high voltage generation.** A very low noise and stable power supply able to reach 600 kV to generate an uniform drift field of 1 kV/cm (300 kV power supplies with the required specification are commercially available).
- **Large area micropattern charge readout.** A large  $36 \text{ m}^2$  surface will be instrumented with a charge sensitive device providing gas amplification in ultra pure argon vapour.
- **Cold front-end charge read-out electronics.** A good S/N is crucial to reach the required physics performances, especially for the low energy neutrino physics. An innovative solution with preamplifiers located as close as possible to the charge-sensitive anode, but yet accessible without opening the inner vessel, will be tested.
- **Long term WLS coating.** A method based on WLS deposition with very long stability (> 10 years) will be implemented and tested.
- **Integrated light readout electronics.** New integrated devices will be developed for the digitisation of argon scintillation light, scalable to very large detectors.



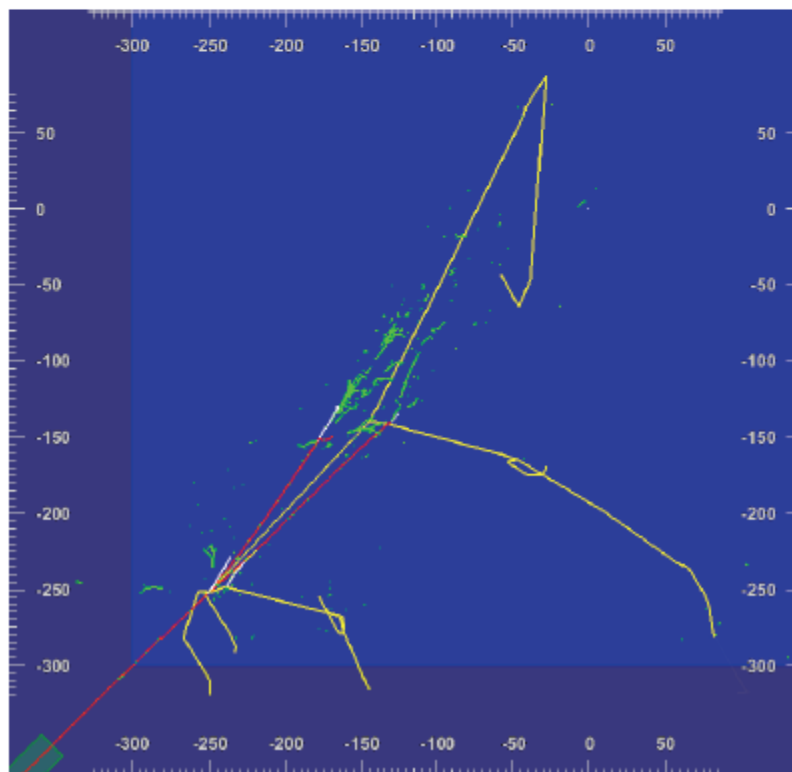
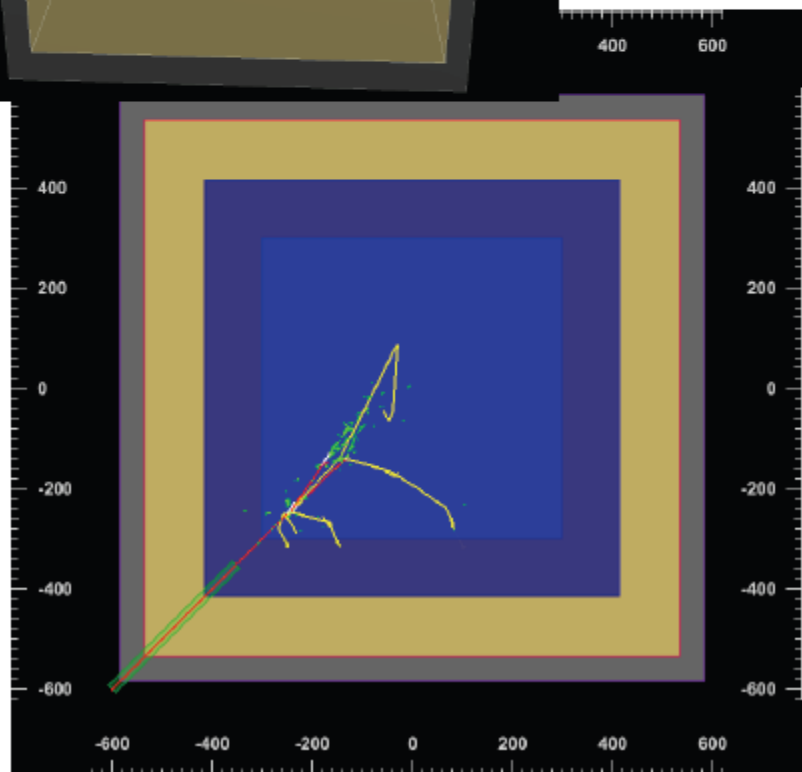
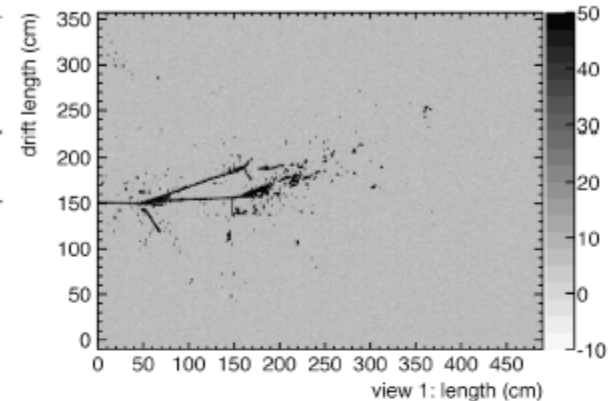
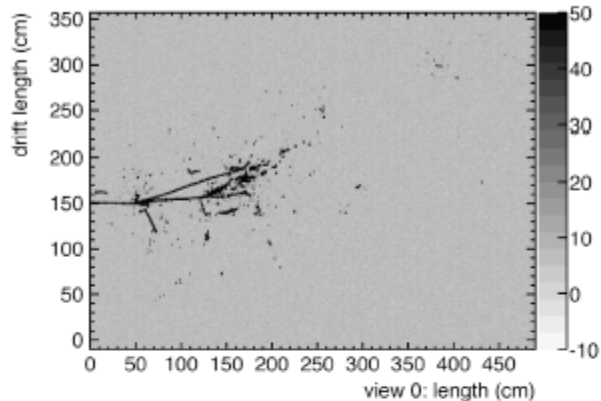
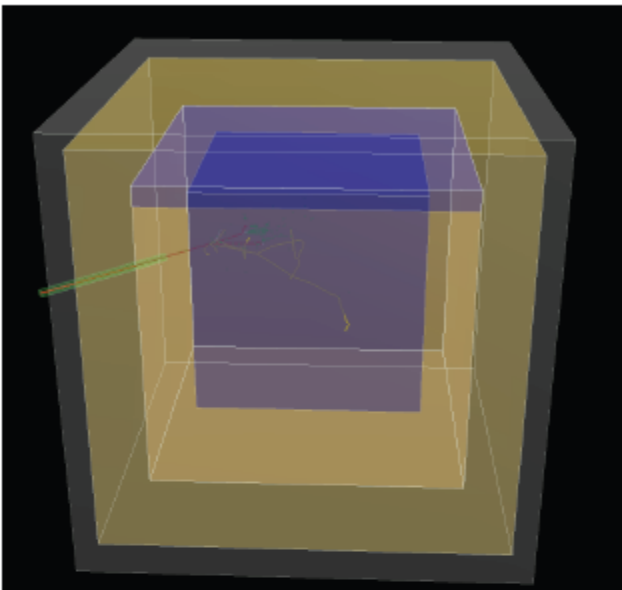
# General overview



**SPSC recommendation:**  
“validate large scale”

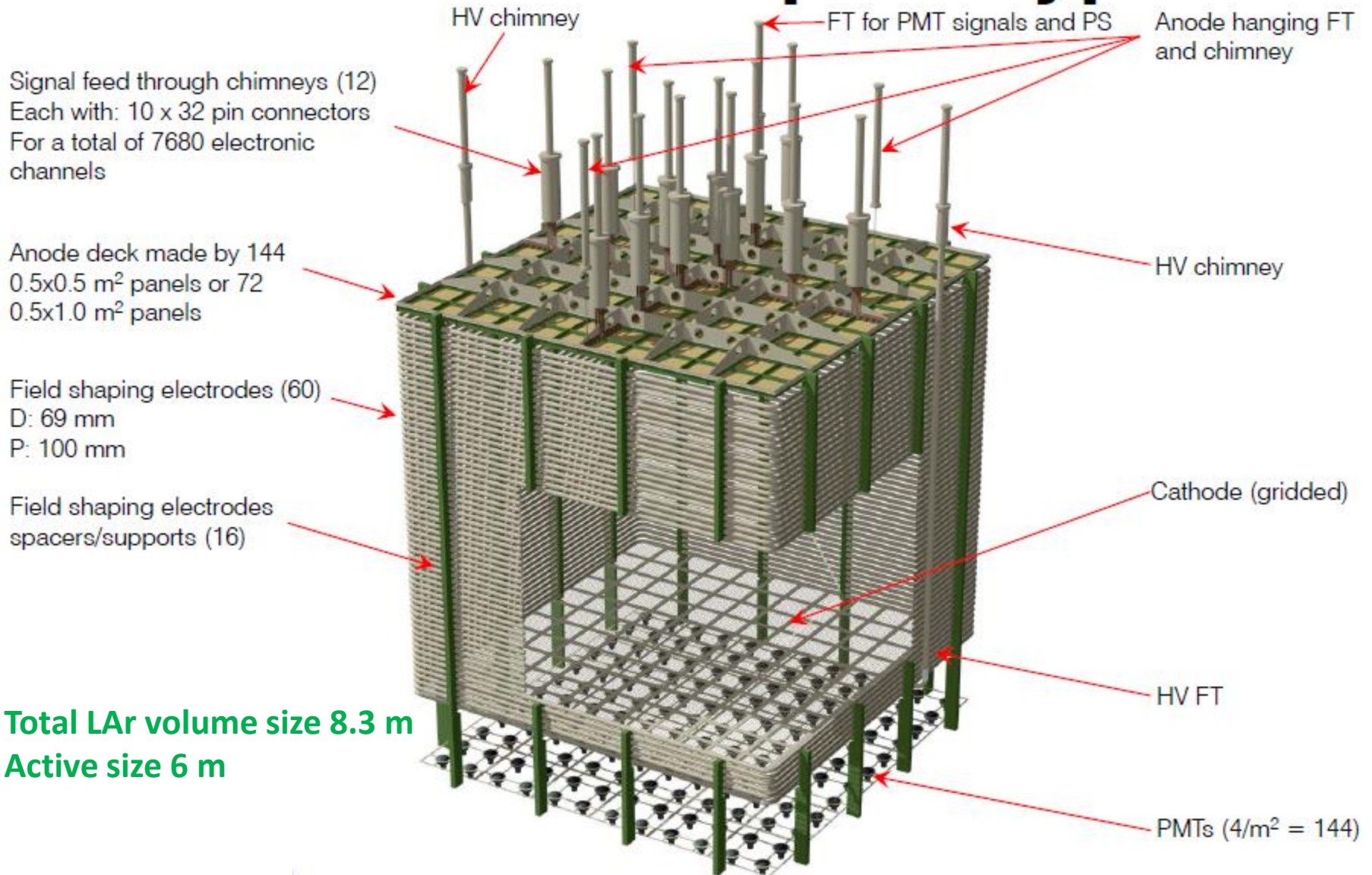
Clean room (indicative) in assembling phase and  
DAQ and control room (in normal running phase).  
Eventually used as support for cryocoolers and  
cryogenic liquid storage vessels

# 5 GeV $\pi^+$ simulation in 6x6x6m<sup>3</sup>





# LAGUNA LAr prototype



7680 readout channels, ICARUS T600 for a similar fiducial mass had 27000 channels

# Overview of parameters

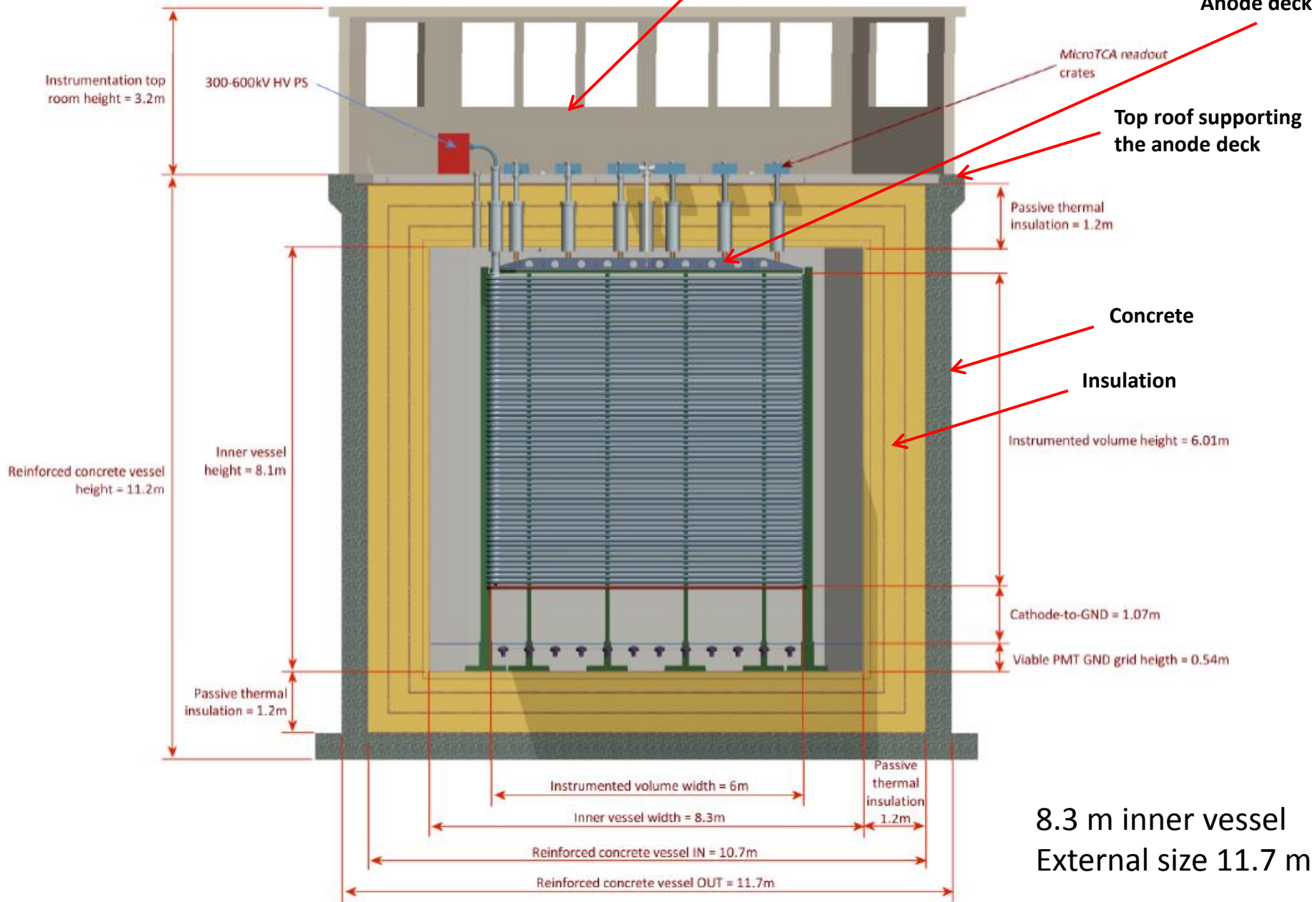
Liquid argon density at 1.2 bar	[T/m <sup>3</sup> ]		1.38346
Liquid argon volume height	[m]		7.6
Active liquid argon height	[m]		5.992
Pressure on the bottom due to LAr	[T/m <sup>2</sup> ]		1.05 (≡ 0.1 MPa ≡ 1.031 bar)
Inner vessel size (W x L x H)	[m x m x m]	→	8.288 x 8.288 x 8.108
Inner vessel base surface	[m <sup>2</sup> ]		67.6
Total liquid argon volume	[m <sup>3</sup> ]		509.6
Total liquid argon mass	[T]	→	705.0
Active LAr area (percentage)	[m <sup>2</sup> ]		36 (53.3%)
Active (instrumented) mass	[T]	→	298.2
Charge readout square panels (0.5m×0.5m)			144
Number of signal feedthroughs (640 channels/FT)			12
Number of readout channels		→	7680
Number of PMT (area for 1 PMT)			144 (0.5m×0.5m)



# Vertical cross-section

Penthouse for electric, electronic, cryogenic instrumentation

Anode deck



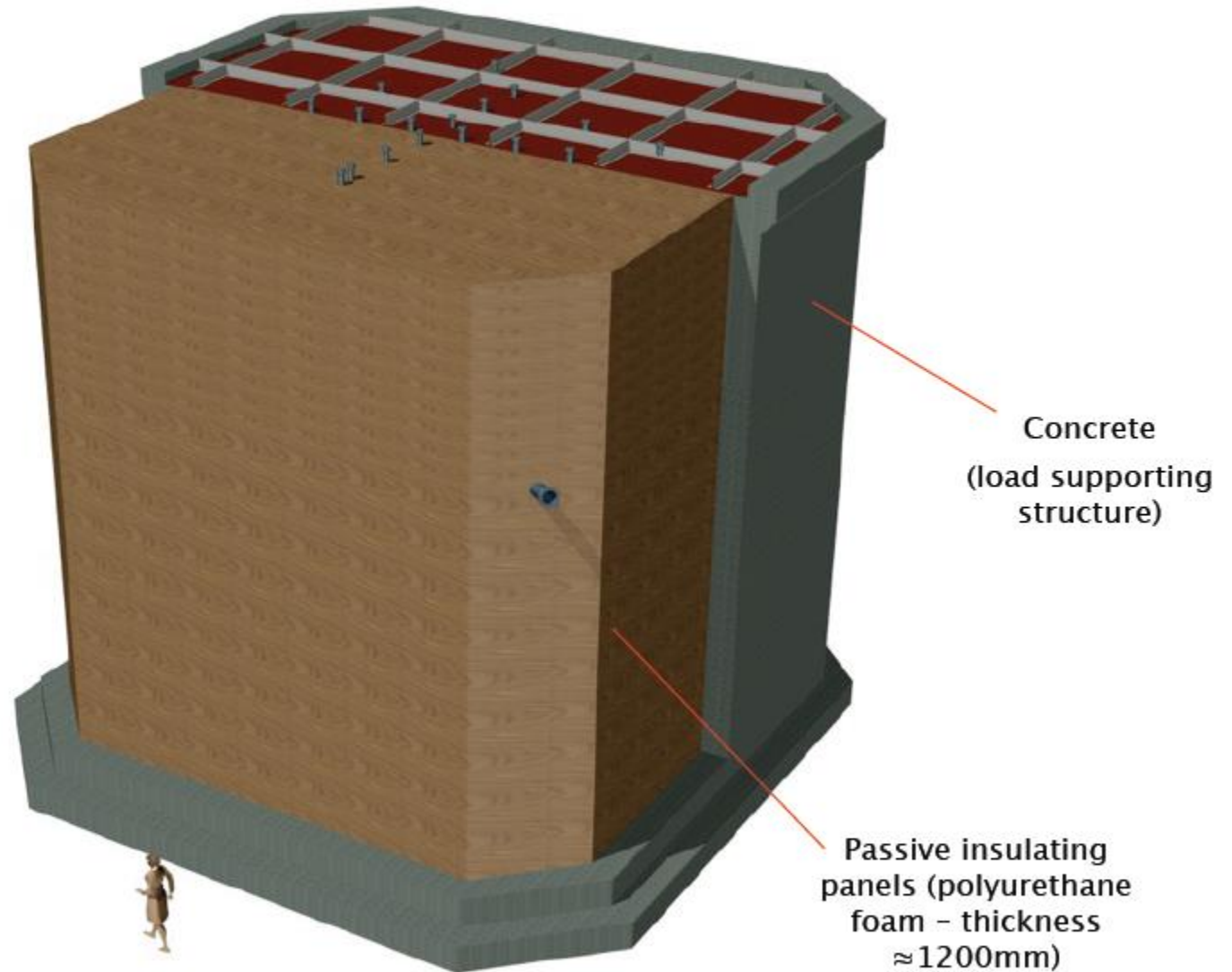
# Main detector w/o top deck



Beam input pipe

Final position and orientation of the beam input pipe still to be defined

# Inner vessel thermal insulation



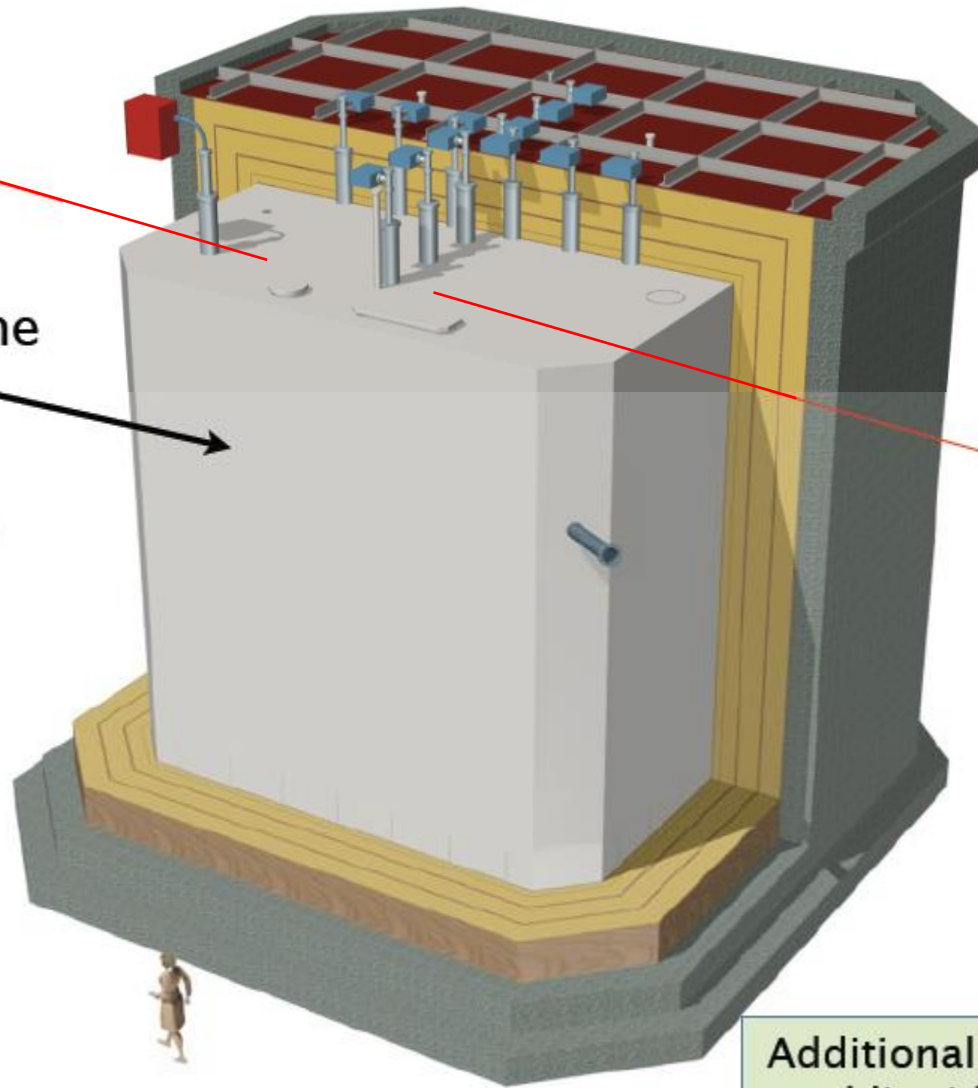
# Illustration of inner SS membrane



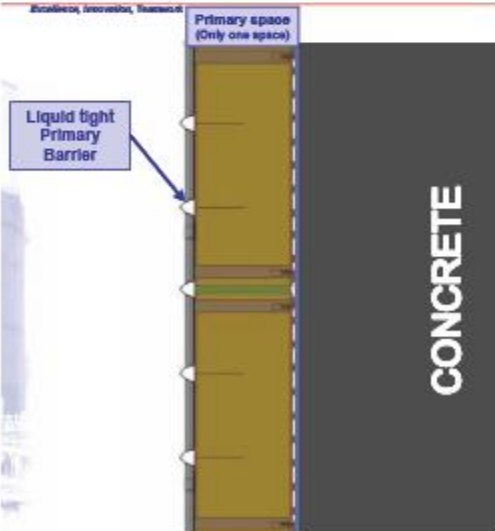
304L SS membrane

Manhole

Design in partnership with



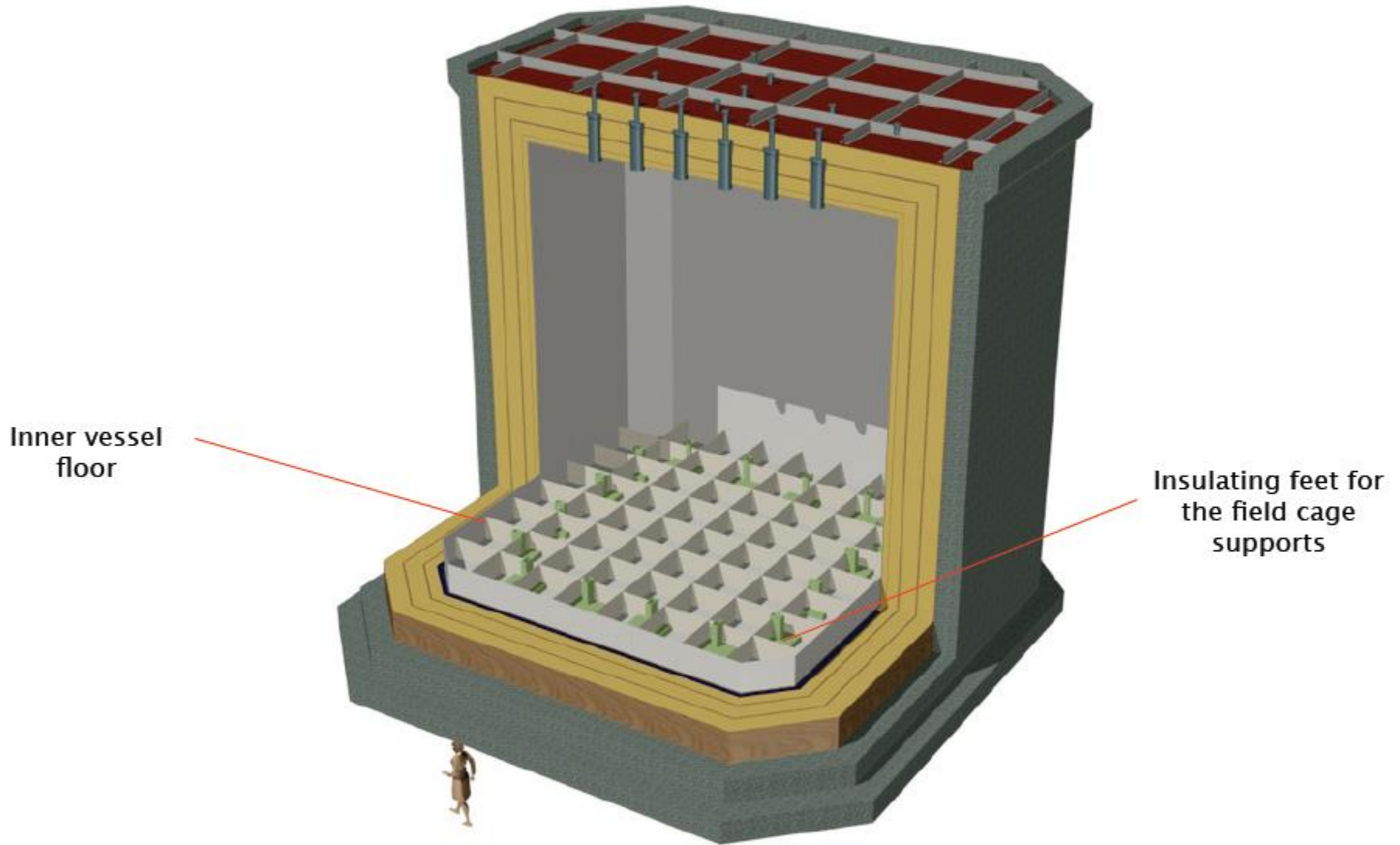
Detail insertion window



Additional services for gas and liquid handling to be added

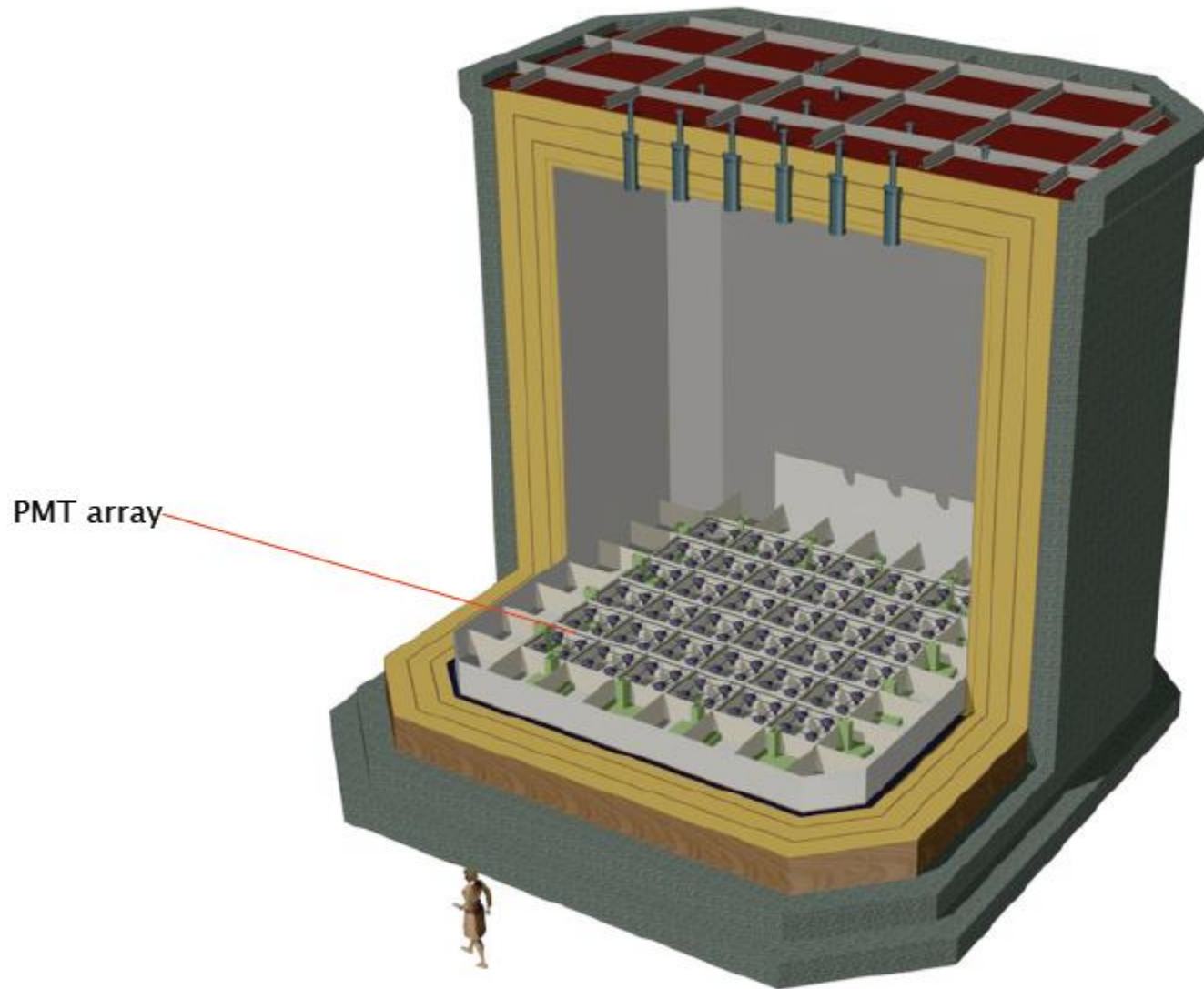


# Cut view inside main vessel



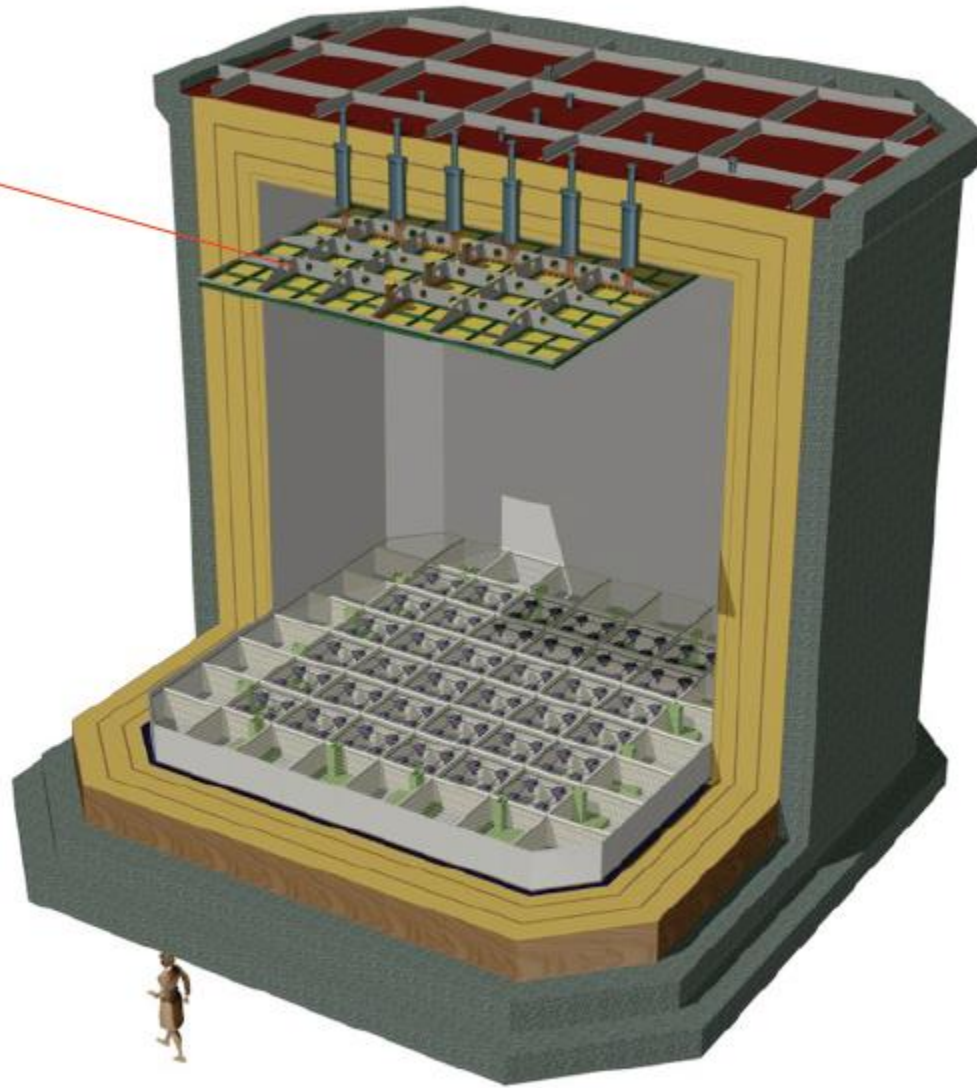


# PMT array



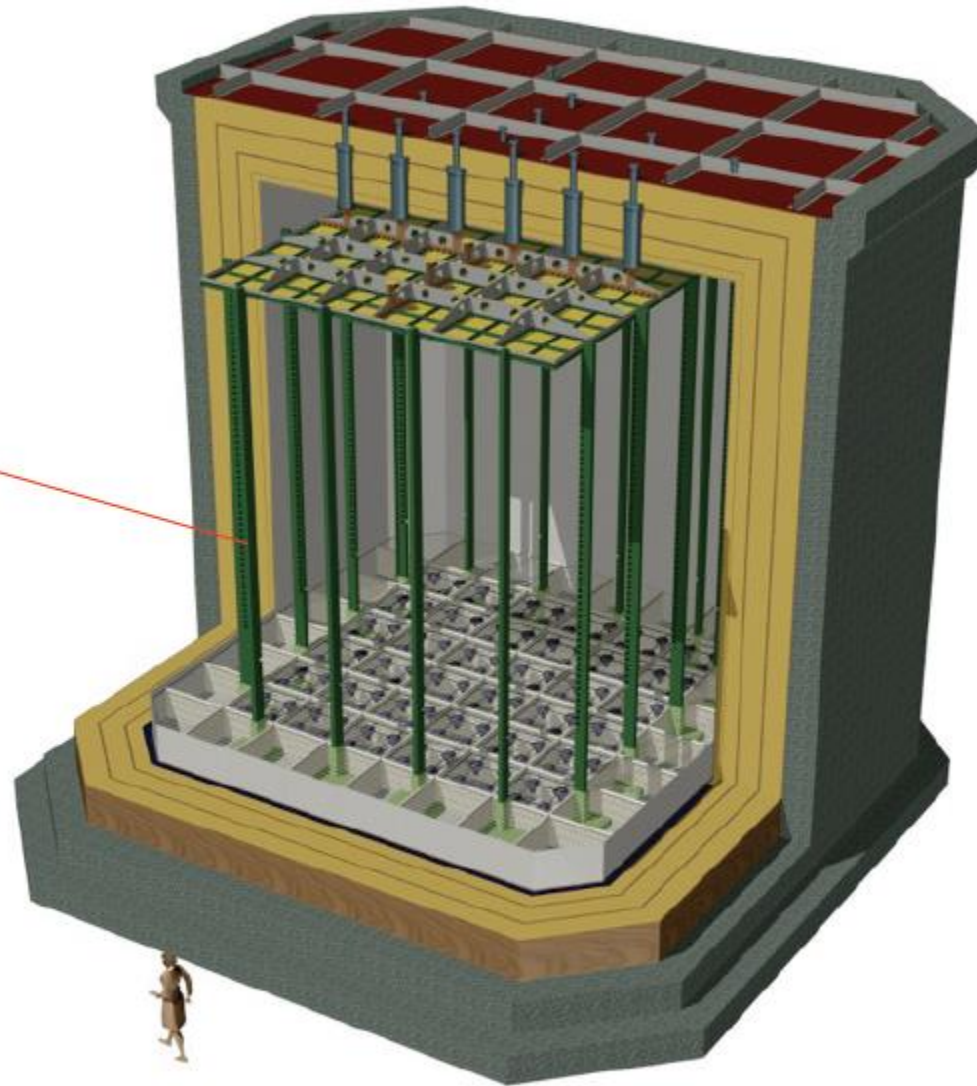
# Readout anode deck

Top anode deck,  
including charge  
extraction grid, LEM,  
2D charge readout  
panels

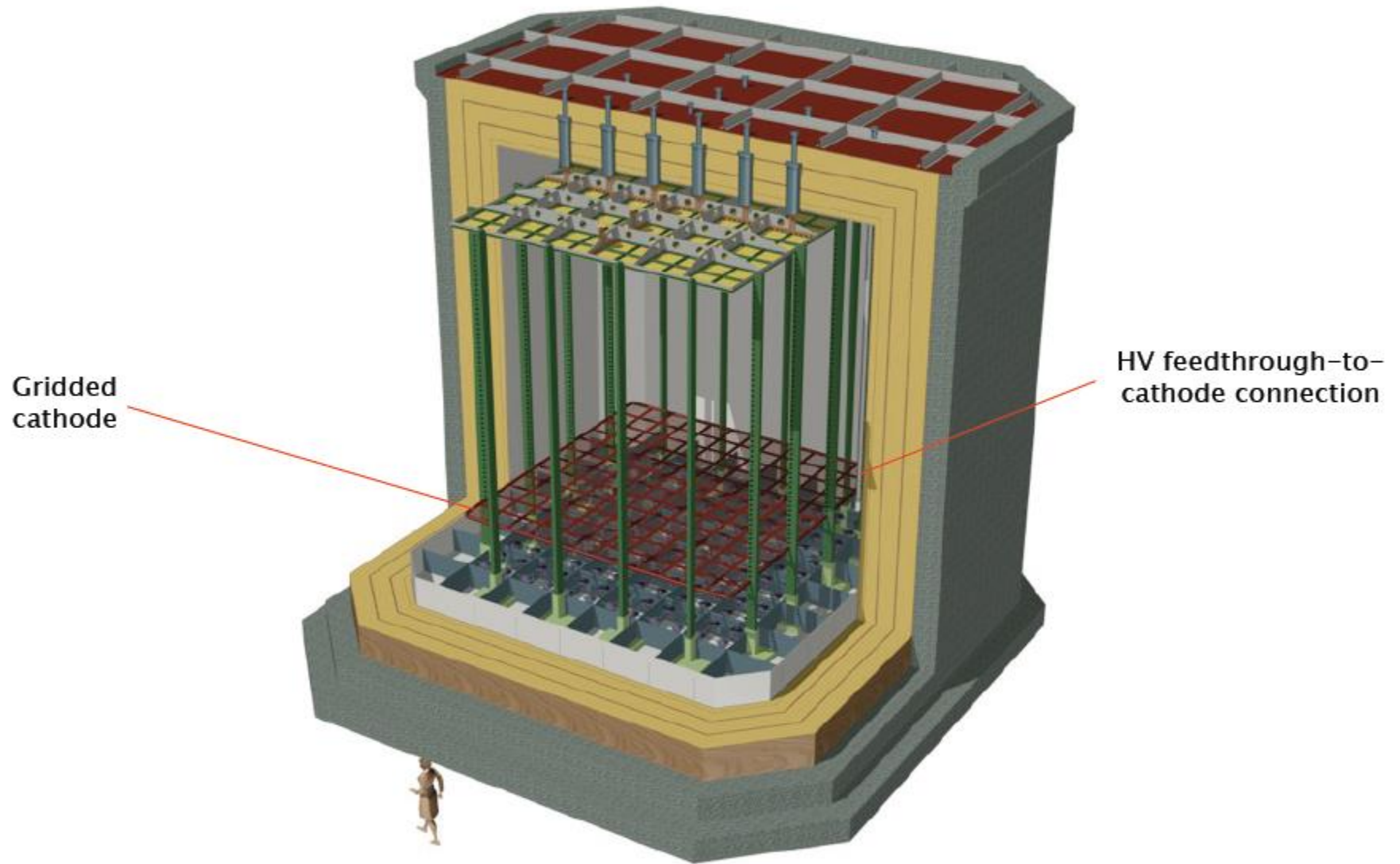


# Field cage assembly (I)

FR4 insulating supports for field cage electrodes



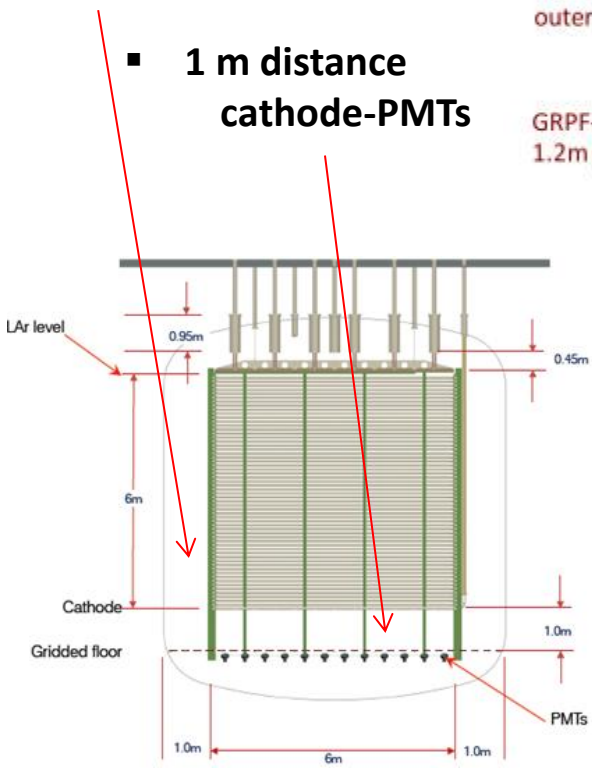
# Field cage assembly (II)



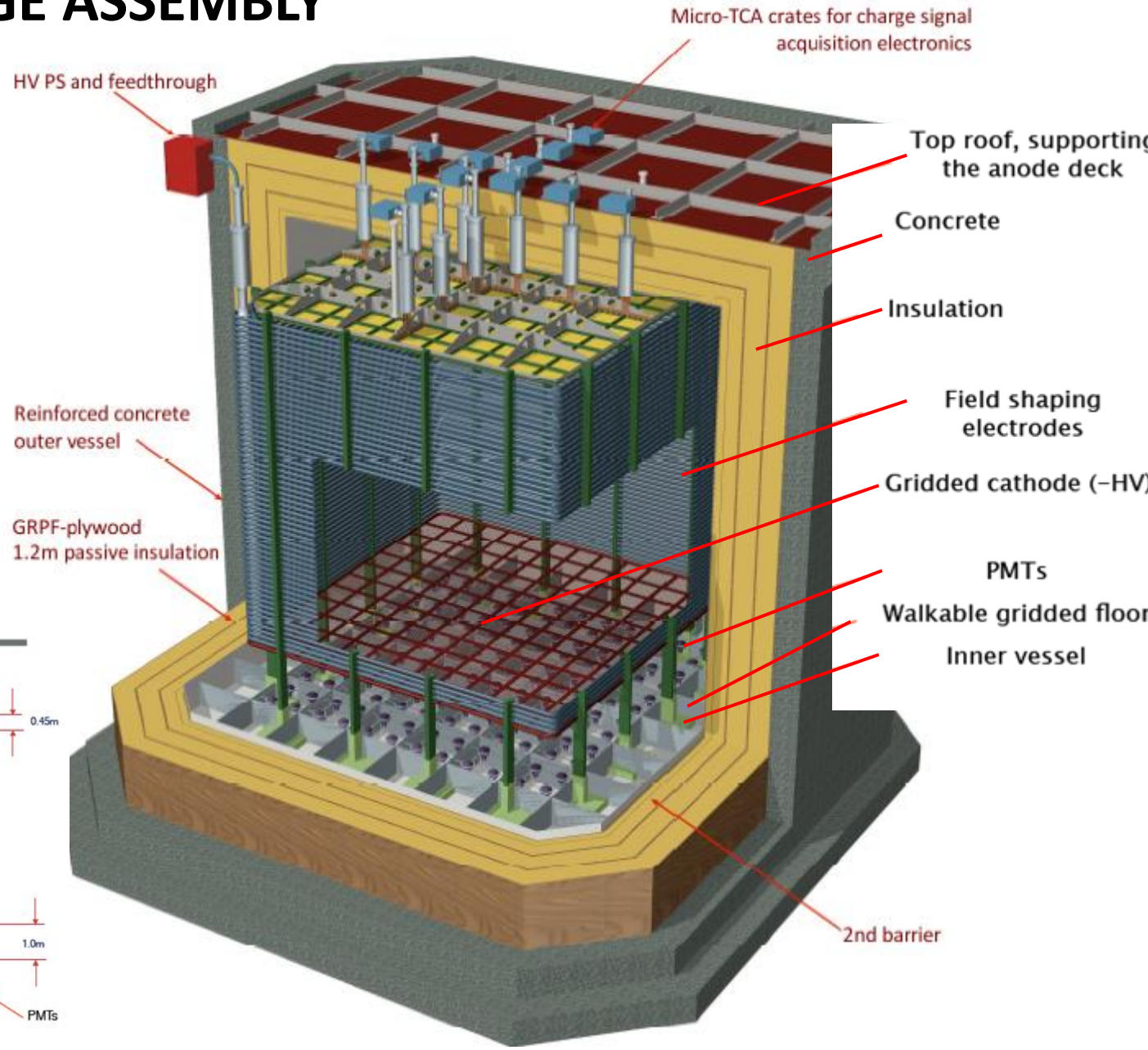


# FINAL FIELD CAGE ASSEMBLY

- 1 m distance field cage - walls
- 1 m distance cathode-PMTs

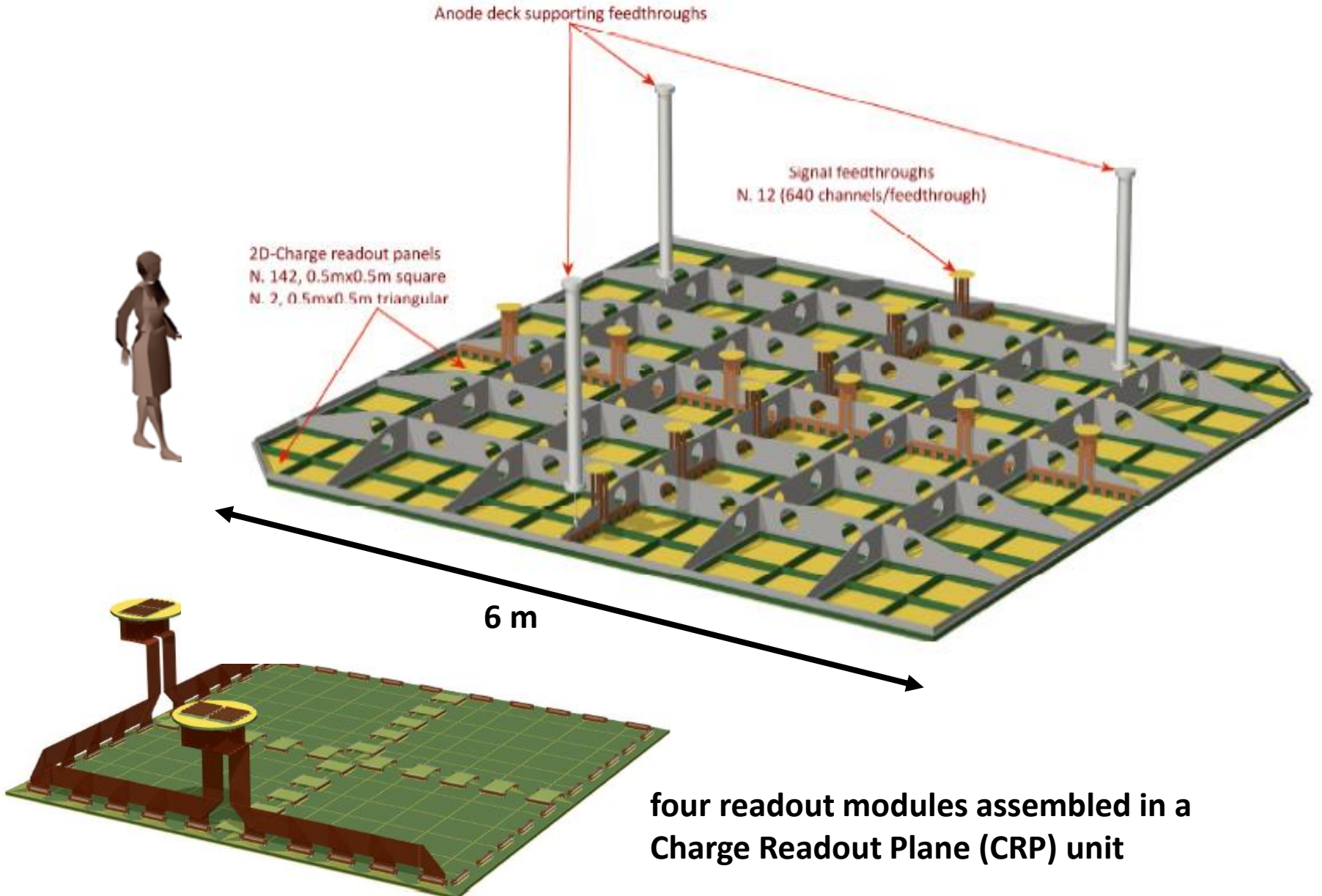


side view



# Charge readout anode deck

144 readout modules  $0.5 \times 0.5 \text{ m}^2$   
Two anode coordinates, 3 mm pitch



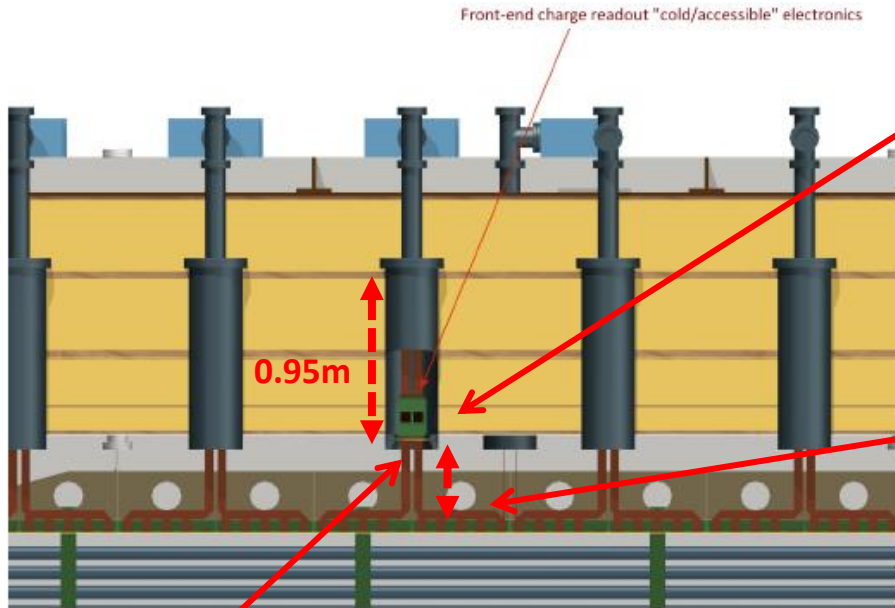


Cold FE hosted at the bottom of the chimney: 640 readout channels

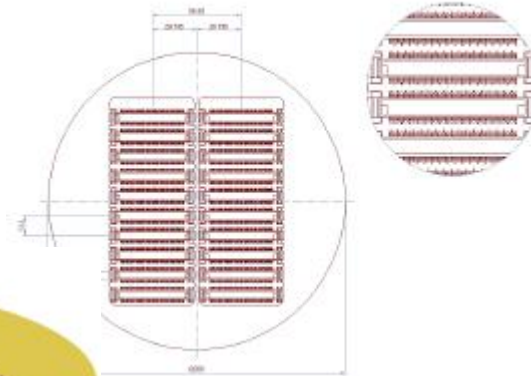
Power dissipation 11.5 w

Practically as being in the gas, but:  
accessibility, possibility for cooling

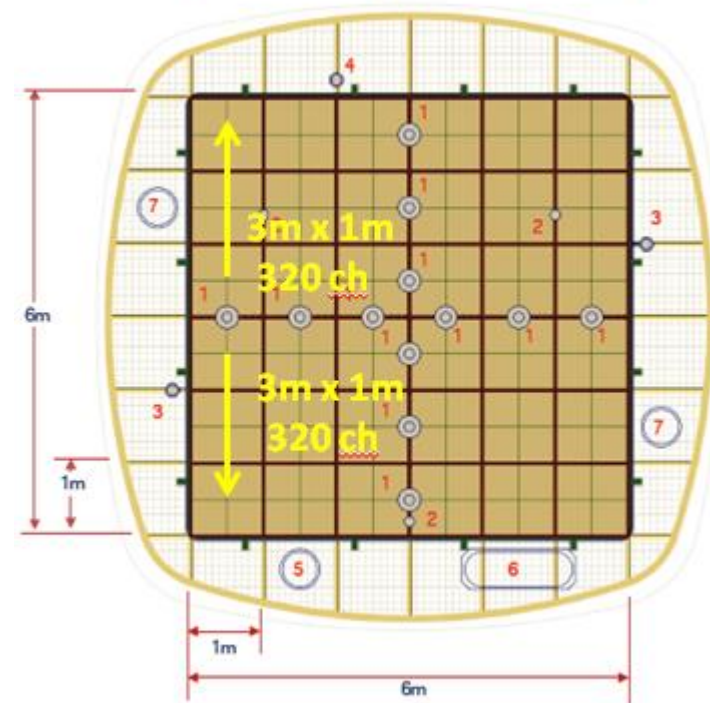
0.45 m distance from readout plane




Flanges CF 250  
feedthrough



View from anode with signal (1), suspension (2), HV(3), PMT(4),  
manhole (5), detail insertion (6), clean room IN/OUT (7) nozzles



top view



IPNL: 6 versions of the analog ASIC at cold developed so far (~1 iteration/year)


CMOS 0.35 um. (current version V6: 2012, ~1400 e- enc @250 pF)

2007

2008

2009

2010



Amplifier  
+ test components

8 channels shaper + buffer, selectable configuration

8 channels shaper + buffer, xtalk optimization


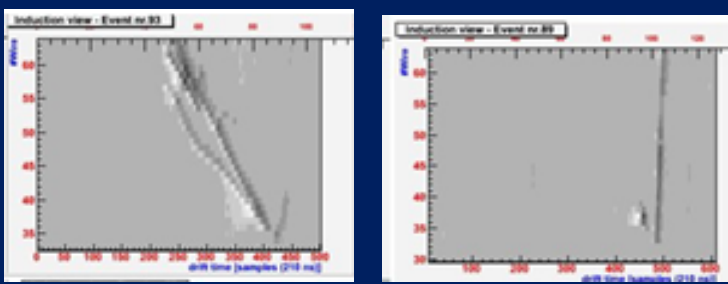
8 channels shaper + buffer  
Phase margin optimization

Large scale production costs ~0.3-0.4 eur/channel





## Test in Bern in 2010 with the cryogenic ASIC V4 + the microTCA DAQ system



TPC with 192x192 mm sensitive area, 30 cm drift  
2 views (induction + collection), wires pitch: 3 mm  
64 channels/view in 2 groups of 32 channels

→ 128 channels at cold ~110 K:  
4 cards , 4 chips/card, 8 channels/chip + DAQ electronics

### ASIC Front End amplifier V6 (2012):

- 8 channels/ASIC, power consumption 18.2 mW/ch
- ENC 1400 e<sup>-</sup> @ Cdet=250 pF
- Dynamic range 50 mip (linear regime)

Also other versions (V1-V5) stable at cold (all tested with LN) , V2 1200 e<sup>-</sup> ENC

### → Next version (july 2013):

- Larger number of channels: 16
- Noise improvements, shaping optimization vs 1/f noise
- Larger dynamics to account for double phase (LEM/micromegas) amplification+drift attenuation (LEM gain 20, Cdet=300 pF, dynamic range 1/6 mip up to 40 mip)

Next version of DAQ system under development as well for increased integration (form factor) and costs reduction → Detailed costing of the FE+DAQ for LBNO-Proto



## LIO LABEX LAr project at IPNL:

Support and boost the R&D at IPNL on the charge readout for LAr TPC (activity already ongoing at IPNL since 2006)

→ setting up of a test facility for the electronics with a medium size TPC prototype

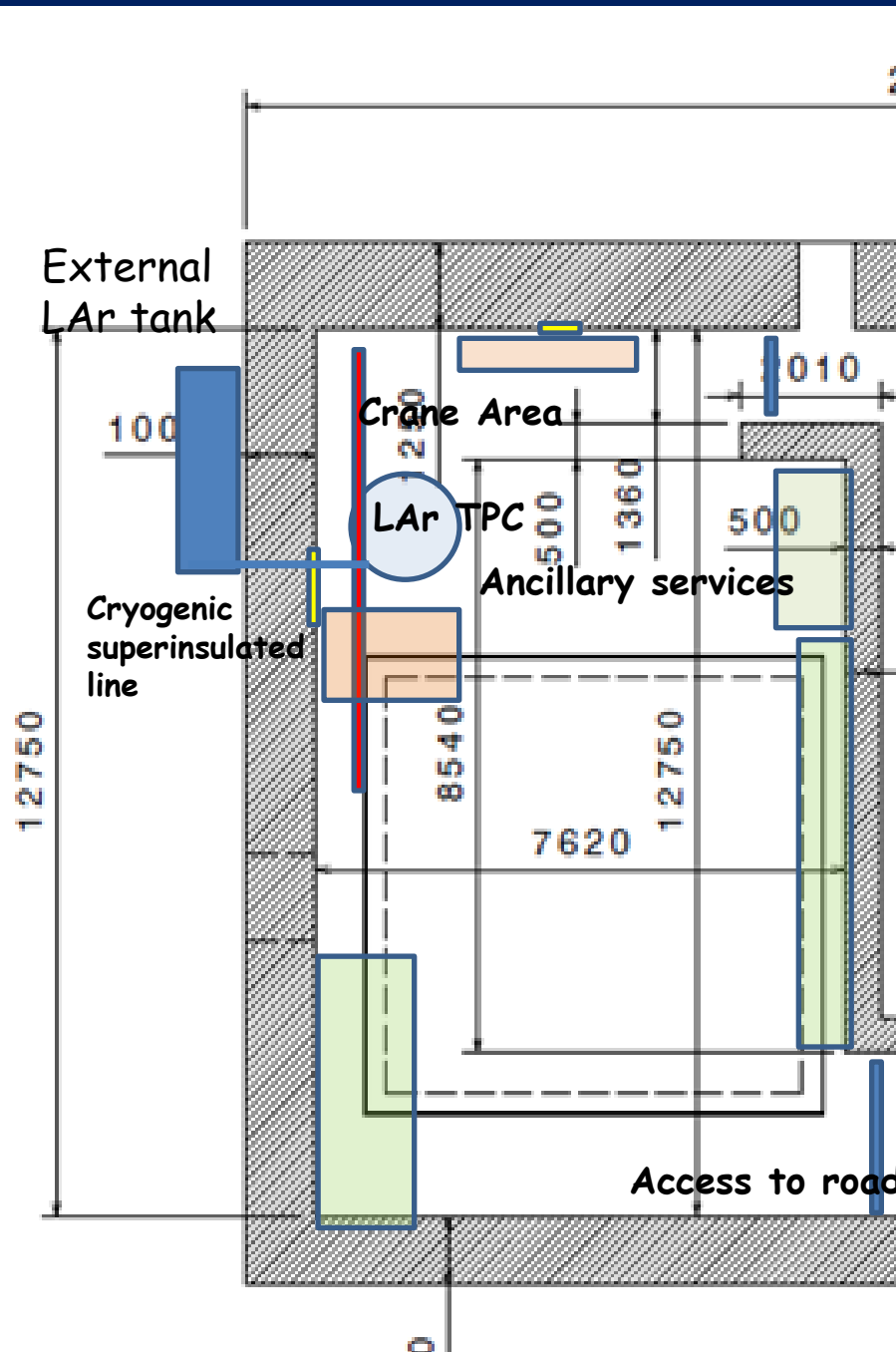
→ Support to the LBNO prototype project  
Test of FE electronics and DAQ for detector units with wires, LEM and Micromegas

## Liquid Argon TPC Laboratory for the LABEX LIO:

- Refurbishing of a 100 m<sup>2</sup> area (5m height) in the former Van der Graaf building:

→ Separation wall and doors, cleaning, electrical works, network, crane, exhaust line and ventilation, safety

**Laboratory delivered for installation on 18/3/2013**





Picture taken on 19/3 after moving the materials to the new laboratory









## 200 liters cryostat, commissioning completed for:

- Vacuum system
- Installation of cryoline by LINDE and related safety system
- Integration of the system
- First complete filling test (external bath and pure LAr), slow controls, operation
- Cryocooler and temperature regulation system (ongoing)



# Scintillation light digitization: (APC+OMEGA, LAPP)

144 PMTs, 1PMT/m<sup>2</sup>, detection of the fast UV component  $\tau \sim 6$ ns

→ Re-adaptation of the PARISROC ASIC developed by PMm2 for the WC readout

➤ To be tested in LAr

➤ Cost reduction, large scale integration, simplification of feedthroughs

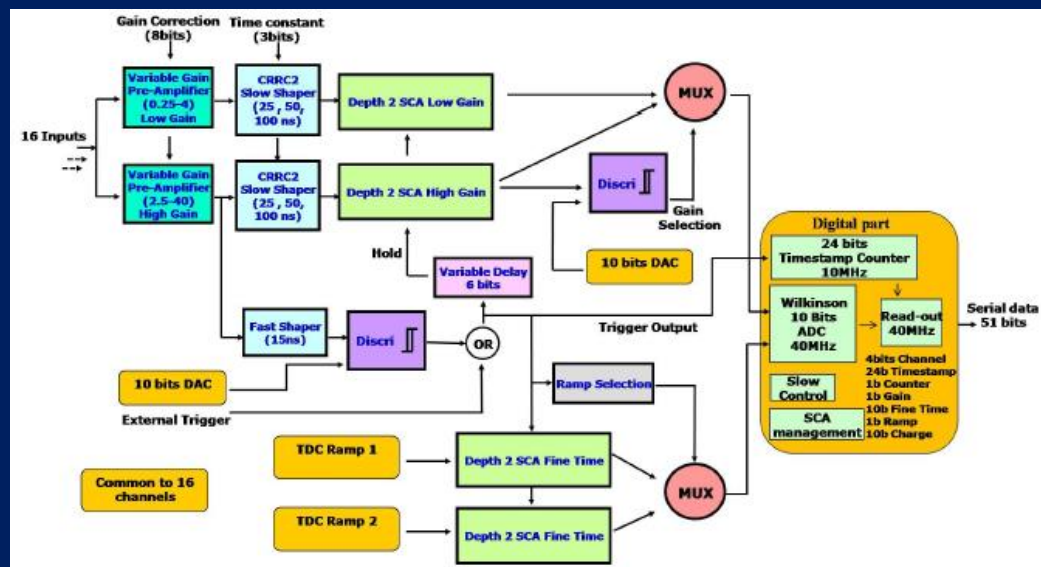
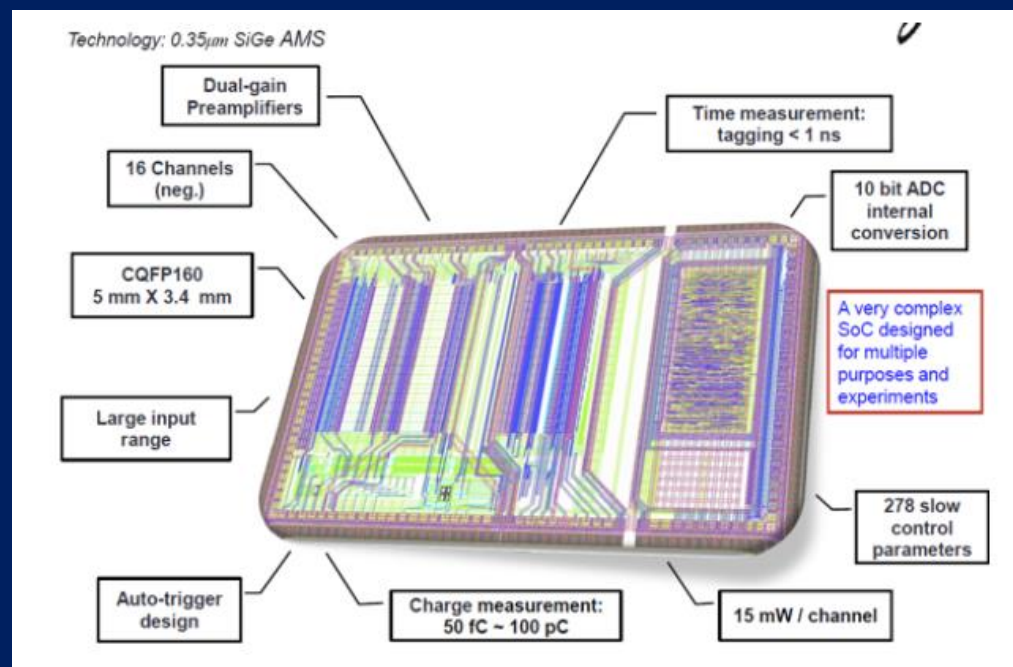
- 16 channels readout per ASIC

- 15 mW/channel

- Charge measurement 1/3 pe to 600 pe

- Time measurement 600 ps resolution

- Digitized data transmitted on network cable to external data storage (simpler feedthroughs)



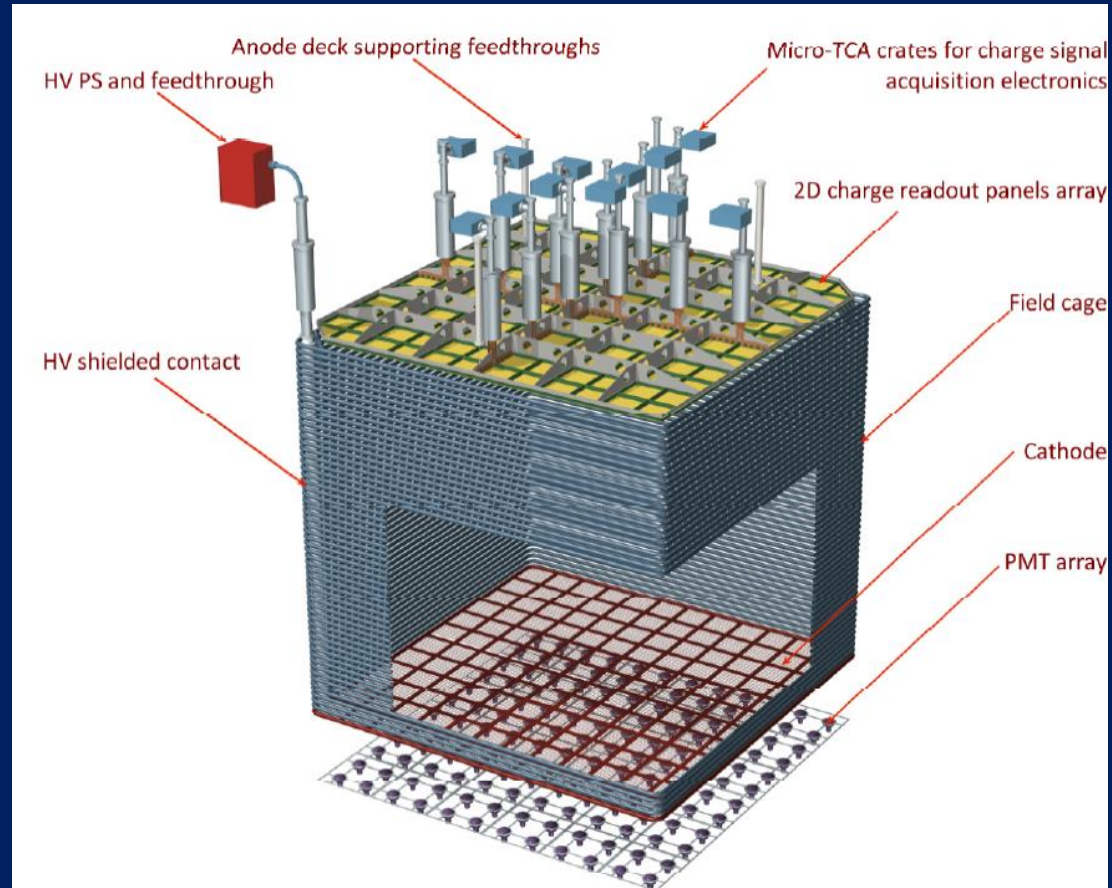
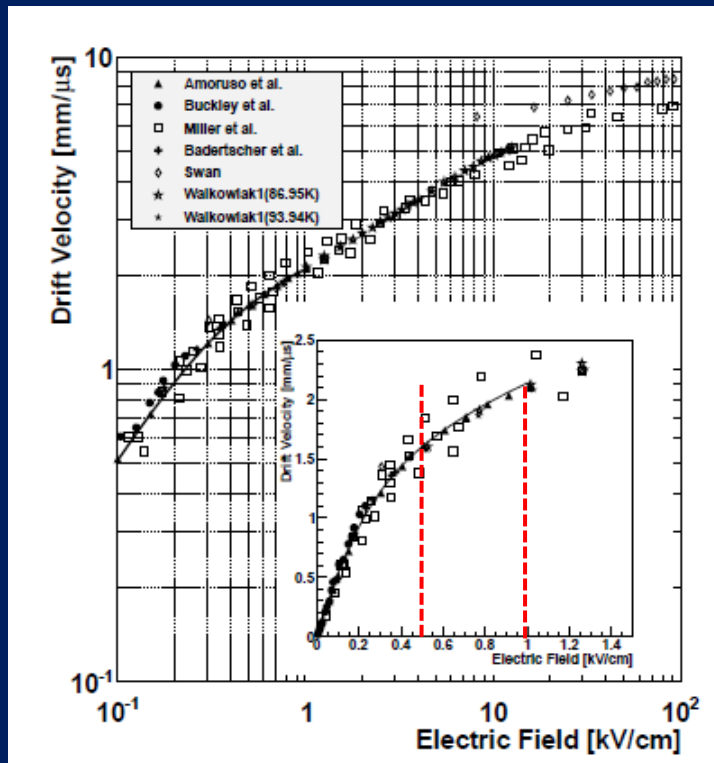
# LPNHE: drift high voltage system

→ Power supply and feedthrough

■ First phase 0.5 kV/cm → 300 kV power supply low ripple commercial technique, feedthrough extension of ICARUS

■ Second phase: R&D with industrial partners for higher HV

→ Power supply to reach 600 kV, 1 kV/cm drift field, in the next step



# Summary of the French groups contributions, related budgets and time profile

Group	Contribution	Hardware cost
APC	Photomultipliers digitization system	48 keur
IPNL	Cryogenic ASICs and DAQ system	265 keur
IRFU	Charge readout detectors	
LAPP	Photomultipliers digitization system Field cage construction and readout plane alignment system under discussion	12 keur <b>(under evaluation)</b>
LPNHE	High voltage system and feedthroughs	150 keur
Total		475 keur / 3250 keur (total detector cost)

Table 1: Contributions to the prototype hardware costs by the French groups

- Half 2014: EHN1 ready for installation
- 2014-2015 detector construction
  - ✓ 9 months for tank construction
  - ✓ tank inner instrumentation
  - ✓ 2015: electronics production
- Start data-taking: spring 2016  
2016-2017: two years of running before CERN LS2

Year	APC				IPNL				LAPP				LPNHE				Total	Year
	FTE	Detector	Missions	Function.	FTE	Detector	Missions	Function.	FTE	Detector	Missions	Function.	FTE	Detector	Missions	Function.		
2014	3,8	15	10	10	6,7	40	20	10	0,8	2	4	0,5	2,5	30	10	5	156,5	2014
2015	3,9	25	15	10	6,7	200	30	10	0,8	8	4	0,5	2,5	100	10	5	417,5	2015
2016	4,9	8	15	10	6,7	25	25	10	0,8	2	4	0,5	2,5	20	10	5	134,5	2016
2017	4	0	10	5	6,7	0	25	10	0,8	0	4	0,5	2,5	0	10	5	69,5	2017
	16,6	48	50	35	26,8	265	100	40	3,2	12	16	2	10	150	40	20	778	Grand total (hardware+Miss.+Func.)
																	475	Hardware total
			85	5,120482			140	5,223881			18	5,625			60	6		
			Mis+Fun	Mis+Fun/FTE			Mis+Fun	Mis+Fun/FTE			Mis+Fun	Mis+Fun/FTE			Mis+Fun	Mis+Fun/FTE		

## Budget over 4 years: 2014-2017

- 475 keur hardware costs
- 303 keur missions+ functioning

Timely activity in view of:

- 1) The construction of the far detector
- 2) CERN LS2

# Conclusions (LBNO-Proto):

- LBNO foresees a breakthrough prototyping activity at CERN: test of a full scale (6x6x6m<sup>3</sup>) proof prototype, exposed to charged hadrons beam in the North Area
- This prototype will be constructed with all techniques needed for the far detector and it will represent a milestone for the future long-baseline programs.
- It will also test and calibrate the response to hadronic showers and the reconstruction and, as physics byproduct, improve in general the modeling of hadronic showers
- With this operation CERN will strengthen the European groups which have already an advanced expertise in the field acquired with LAGUNA (as recommended by the ESG)
- There is a strong interest among the French groups (APC, IRFU, IPNL, LAPP, LPNHE) to provide important contributions working on:
  - The detectors for the double phase readout
  - The front-end electronics and the DAQ system for the charge readout
  - The PMTs signals digitization
  - The HV system and feedthrough
  - (The mechanics of the field cage and the alignment system of the readout plane)

***This is a small project with a strong added value → It represents the best opportunity for the European/French groups to prepare the next experimental phase, which will bring to fundamental physics results, in optimal conditions on a very advanced detector development***



- Include impact of systematic uncertainties in sensitivity computations

Oscillation parameters:

$$\chi^2 = \sum_i (N_i - n_i)^2 / N_i + \sum_j f_j^2 / \sigma_{f_j}^2$$

True rate (all sys parameter fixed to default values)

Systematic terms and their priors

$$n = \left(1 \pm \frac{f_{\pm}}{2}\right) \left( (1 + f_{sig})n_{sig} + (1 + f_{NC})n_{NC} + (1 + f_{\nu_e})n_{\nu_e} + (1 + f_{\nu_\tau})n_{\nu_\tau} \right)$$

Name	Value	Error (1 $\sigma$ )
L (km)	2300	exact
$\Delta m^2_{21}$ eV <sup>2</sup>	7.60E-05	exact
$ \Delta m^2_{32} $ eV <sup>2</sup>	2.40E-03	$\pm 4\%$
$\sin^2\theta_{12}$	0.30	exact
$\sin^2 2\theta_{13}$	0.09	$\pm 10\%$
$\sin^2\theta_{23}$	0.50	$\pm 10\%$
$\langle \rho \rangle$	3.2 g/cm <sup>3</sup>	$\pm 4\%$

Oscillation values & errors from <http://www.nu-fit.org>

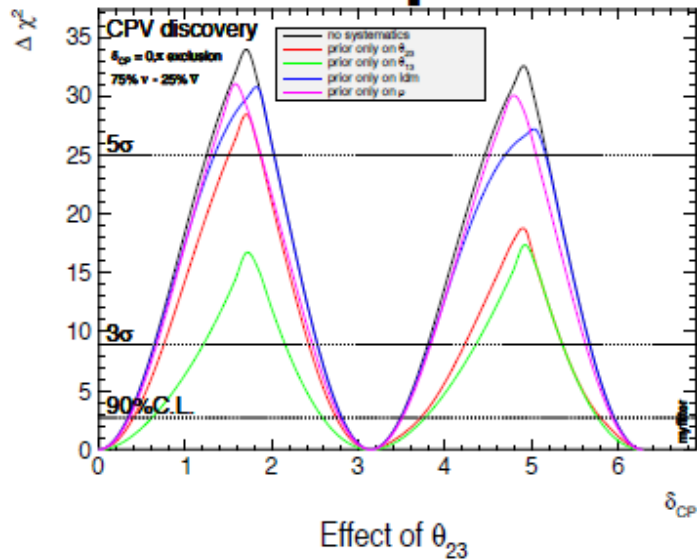
Name	MH determination	CP determination
	Error (1 $\sigma$ )	Error (1 $\sigma$ )
Bin-to-bin correlated:		
Signal normalization ( $f_{sig}$ )	$\pm 5\%$	$\pm 5\%$
Beam electron contamination normalization ( $f_{\nu_e CC}$ )	$\pm 5\%$	$\pm 5\%$
Tau normalization ( $f_{\nu_\tau CC}$ )	$\pm 50\%$	$\pm 20\%$
$\nu$ NC and $\nu_\mu$ CC background ( $f_{\nu NC}$ )	$\pm 10\%$	$\pm 10\%$
Relative norm. of “+” and “-” horn polarity ( $f_{+/-}$ )	$\pm 5\%$	$\pm 5\%$
Bin-to-bin uncorrelated	$\pm 5\%$	$\pm 5\%$

Syst. error on rates in bins of energy

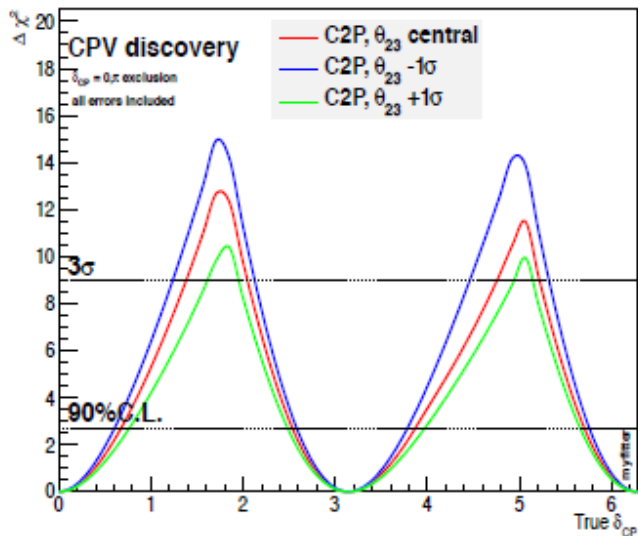
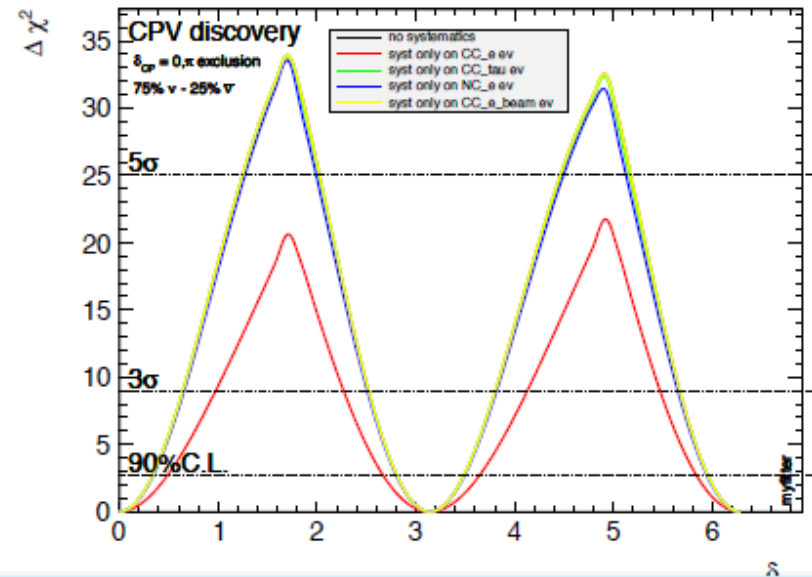
# Effect of systematic errors

LBNO L=2300km, 20 kton, 10 years

## Oscillation parameters



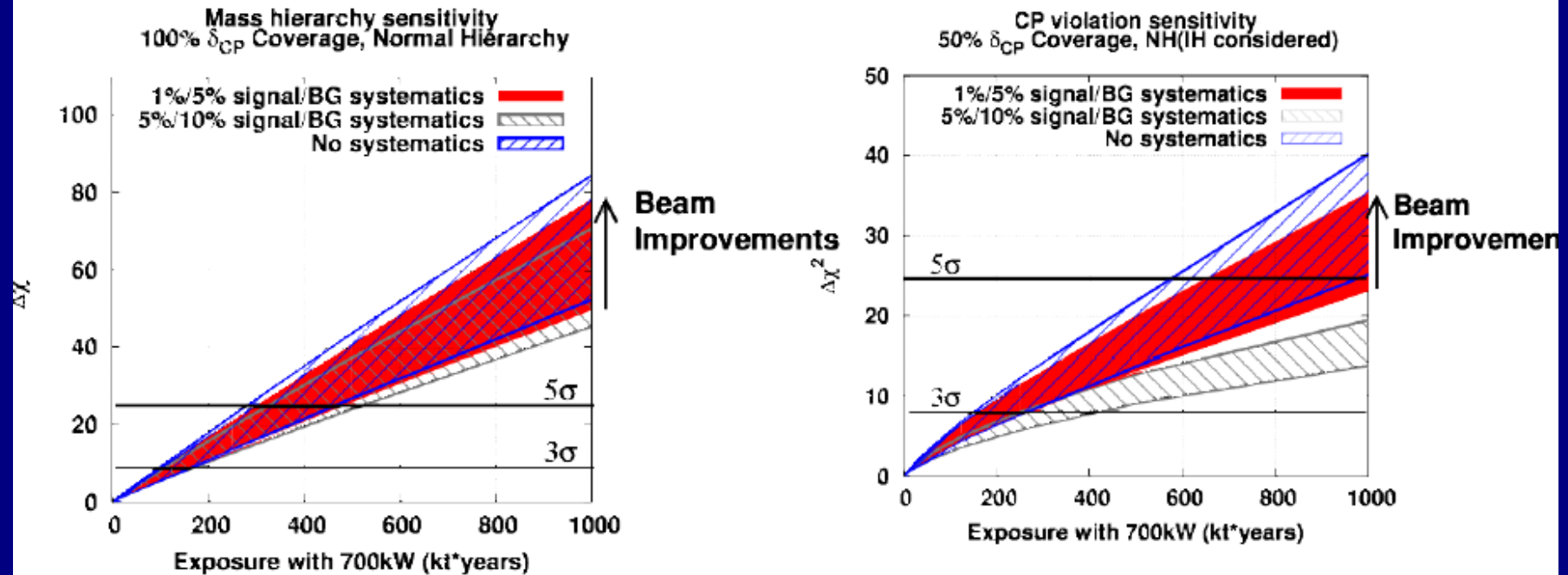
## Detector related



**Without systematic errors, the 20 kton would reach 5sigma CPV in 10 years !**  
**The most important oscillation parameters are  $\theta_{23}$  and  $\theta_{13}$  and the most important systematics is the knowledge of the absolute rate of  $\nu_e$  CC events.**

# LBNE phase-2 sensitivity

## 34 kton LBNE + Project X



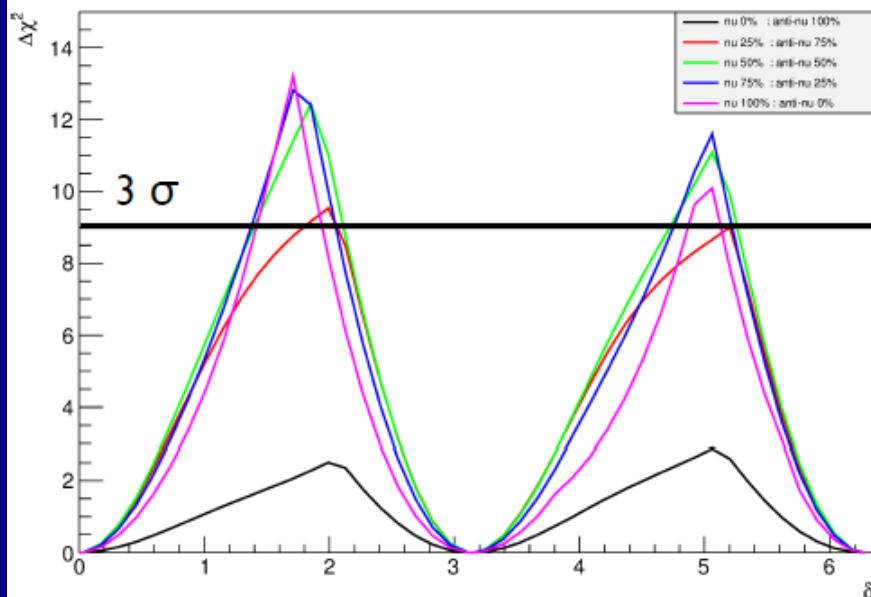
Needs systematic error of 1%/5% to reach 5 $\sigma$  C.L. CPV even in case of phase 2 exposure (1 Mt x year) !  
(or go to longer baseline to recover 2<sup>nd</sup> max sensitivity!)

# Sharing between $\nu$ vs $\bar{\nu}$ 's

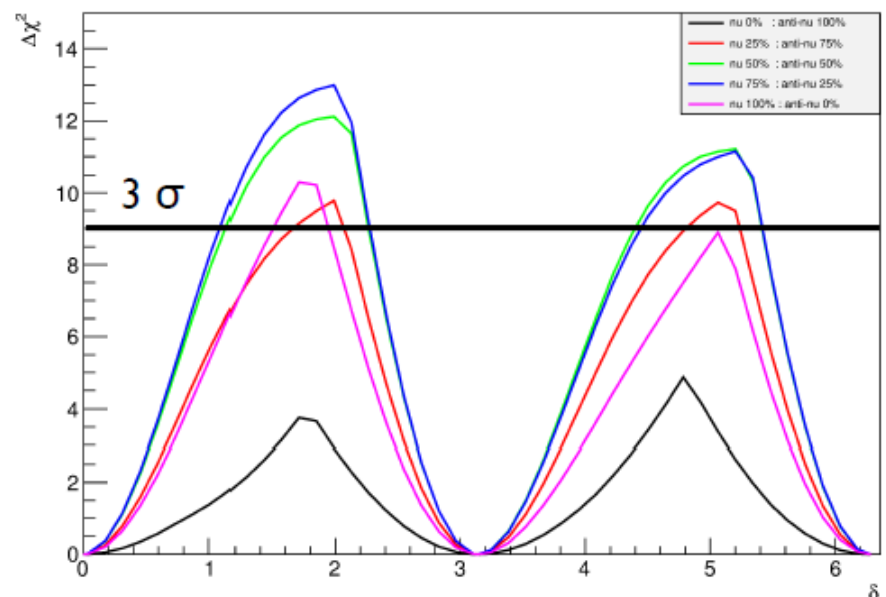
After MH determined in 2 years, run for  $\approx 10$  years with optimised sharing of neutrinos / anti-neutrinos to cover the most possible phase space in  $\delta_{CP}$

LBNO L=2300km, 20 kton, 10 years

neutrino:anti-neutrino sharing dependence (NH)



neutrino:anti-neutrino sharing dependence (IH)

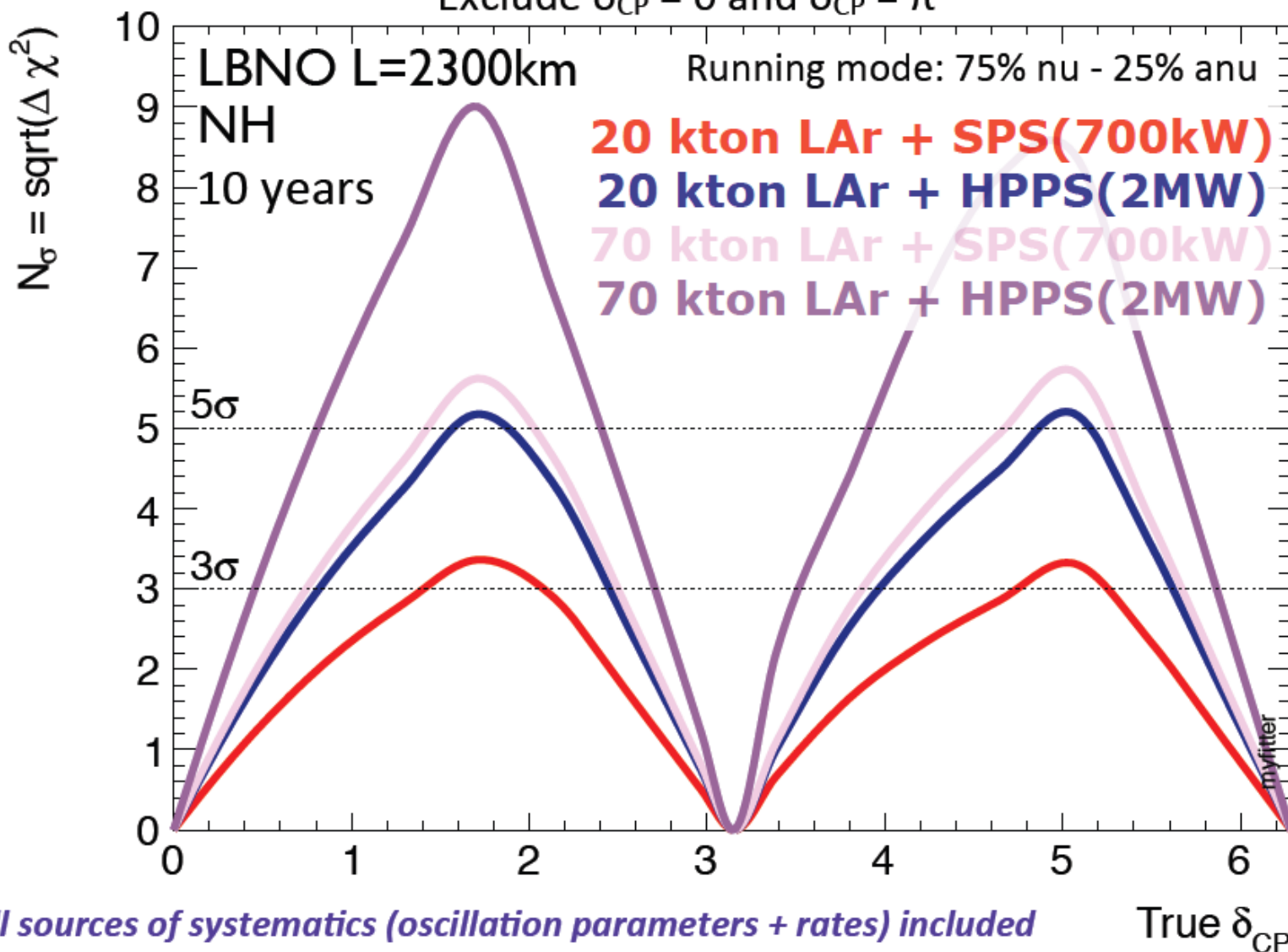


**Design value: 75 %  $\nu$  - 25 % anti- $\nu$**



# Sensitivity to CP violation

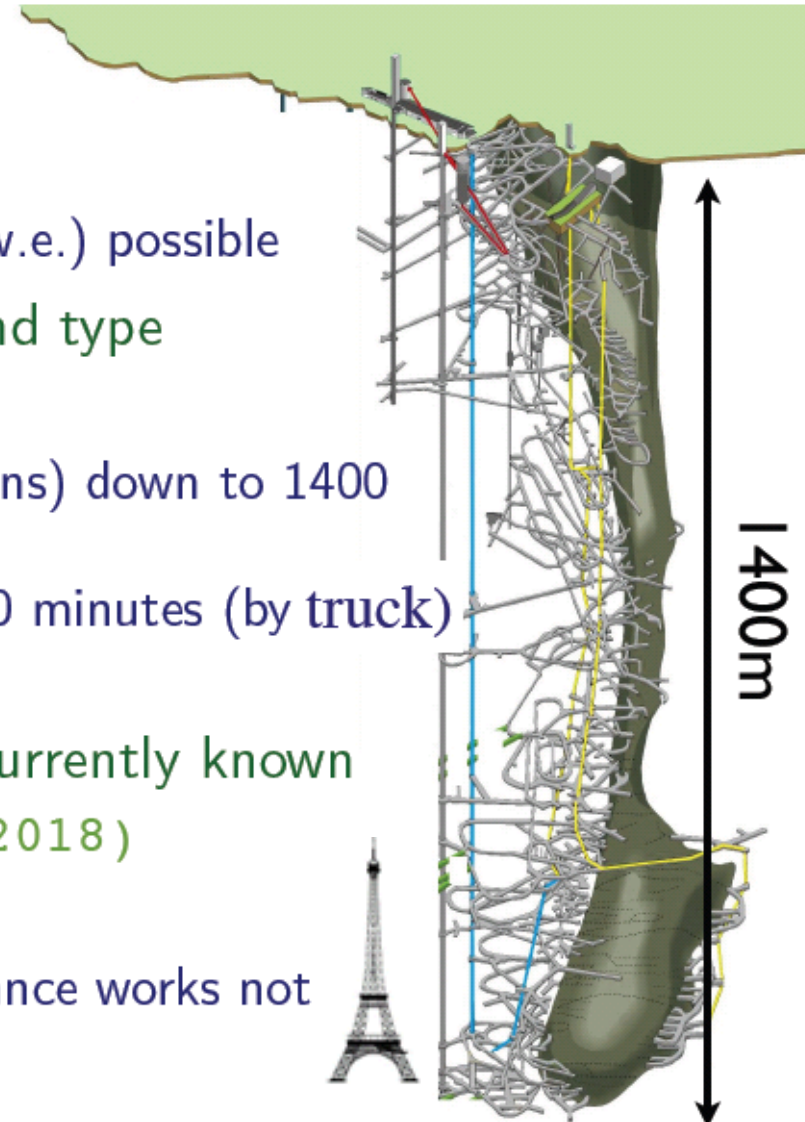
Exclude  $\delta_{CP} = 0$  and  $\delta_{CP} = \pi$



# Present state of mine

Present: The Pyhäsalmi mine (Inmet Mining Ltd., Canada)

- ▶ Produces Cu, Zn, and FeS<sub>2</sub>
- ▶ The deepest mine in Europe
  - ▶ Depths down to 1400 m (4000 m.w.e.) possible
- ▶ The most efficient mine of its size and type
- ▶ Very modern infrastructure
  - ▶ lift (of 21.5 tons of ore or 20 persons) down to 1400 metres takes ~3 minutes
  - ▶ via 11-km long decline it takes ~40 minutes (by truck)
  - ▶ good communication systems
- ▶ Operation time still 7–8 years with currently known ore reserves (presumably until 2018)
- ▶ Compact mine, small 'foot print'
  - ▶ water pumping and other maintenance works not major issues



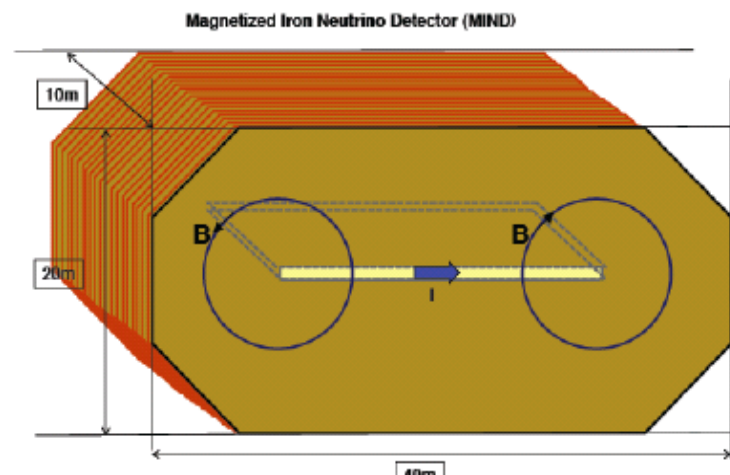
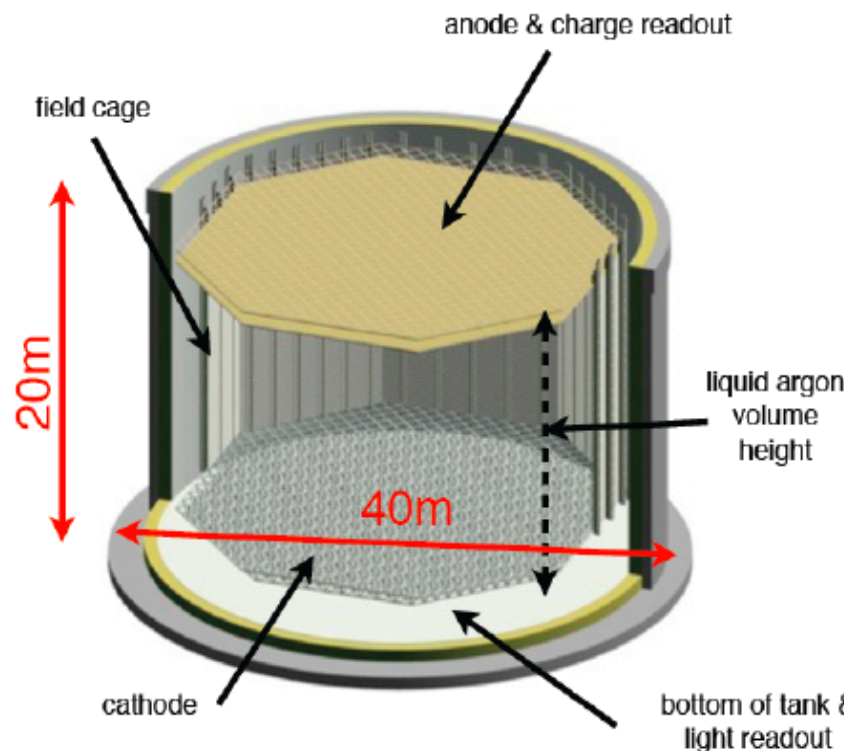
# GLACIER + MIND

- **20 kton double phase LAr LEM TPC (GLACIER): best detector for electron appearance measurements with excellent energy resolution and small systematic errors**

- ▶ Very fine grain tracking-calorimeter
- ▶ Exclusive final states, low energy threshold on all particles
- ▶ Excellent  $\nu$  energy resolution and reconstruction ability from sub GeV to a few GeV, from single prong to high multiplicity
- ▶ Suitable for spectrum measurement with needed wide energy coverage
- ▶ Excellent  $\pi^0$ /electron discrimination
- ▶ Best detector for baselines  $> 300\text{km}$

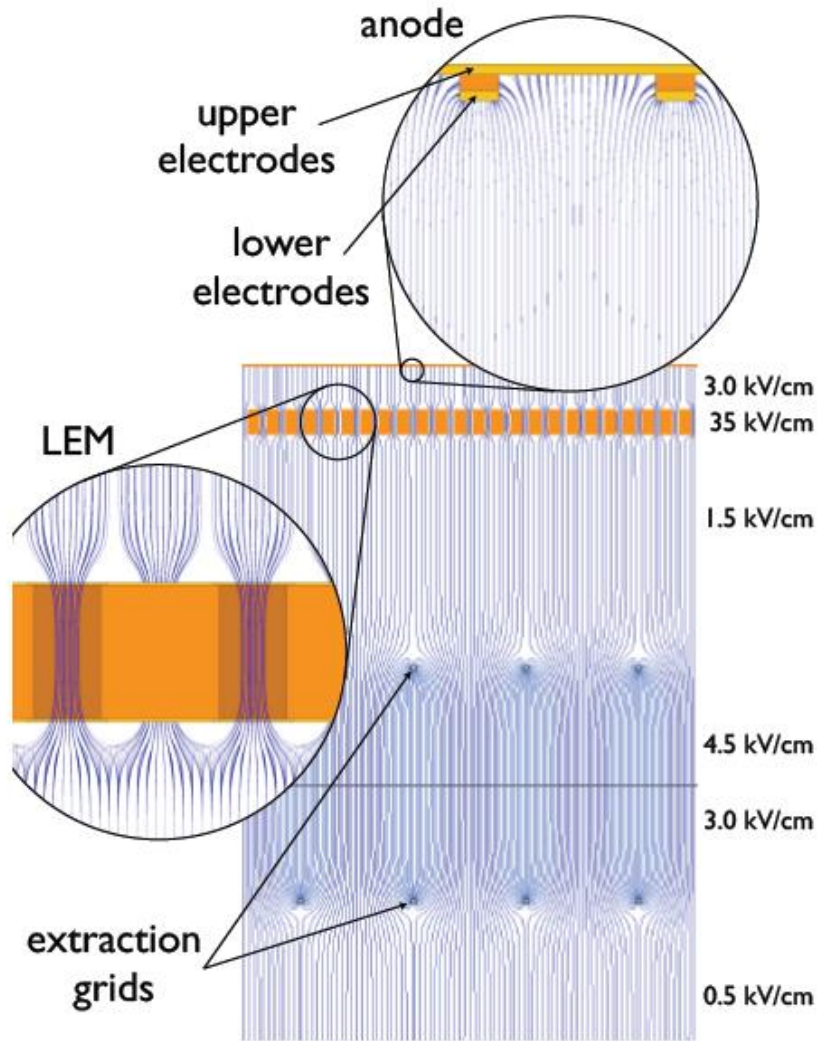
- **35 kton magnetized Muon Detector (MIND): conventional and well-proven detector for muon CC, and NC**

- ▶ muon momentum & charge determination, inclusive total neutrino energy
- ▶  $r_{\mu}/w_{\mu}$  with Neutrino Factory
- ▶ 3cm Fe plates, 1cm scintillator bars,  $B=1.5\text{-}2.5\text{ T}$

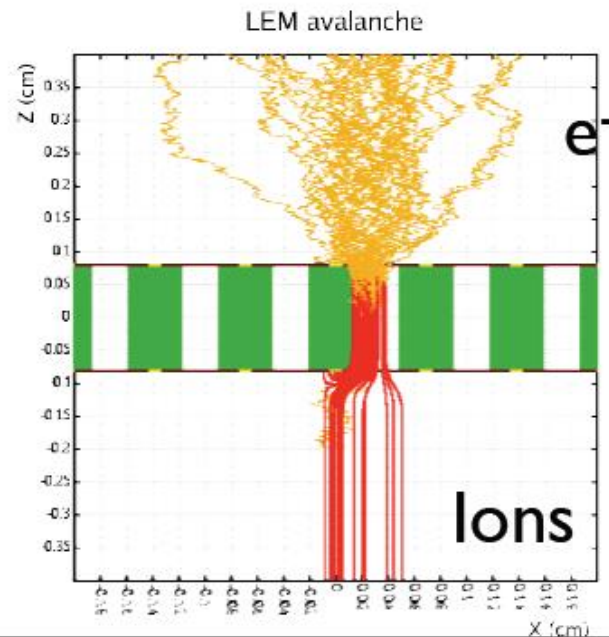




# Argon LEM-TPC



- $e^-$  drift up to the liquid argon surface.
- $e^-$  are extracted to the vapor phase.
- $e^-$  are focused into the LEM holes.
- Townsend avalanche occurs in high electric field region (between two collision  $e^-$  gain enough energy to ionize argon atoms).

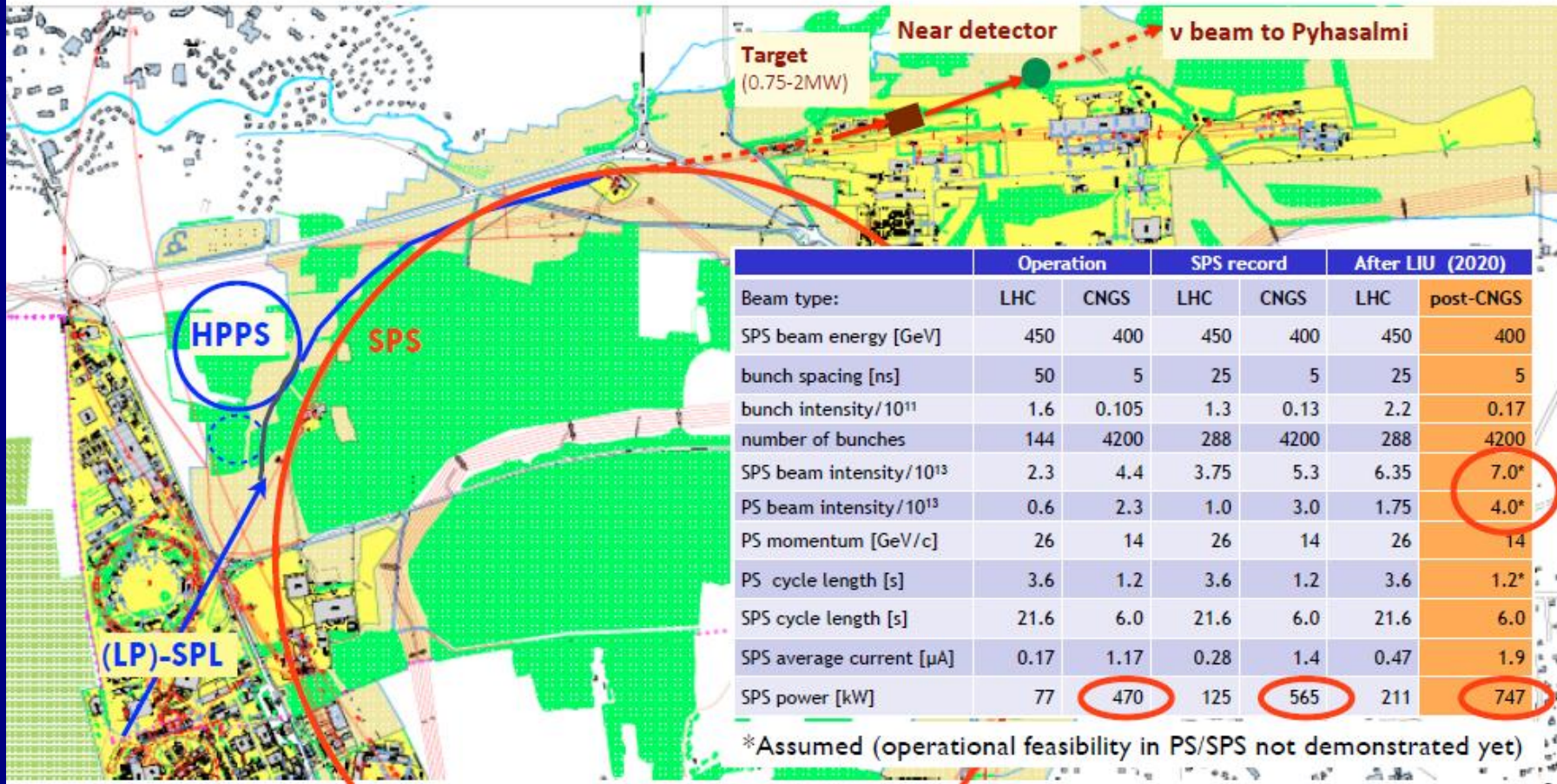




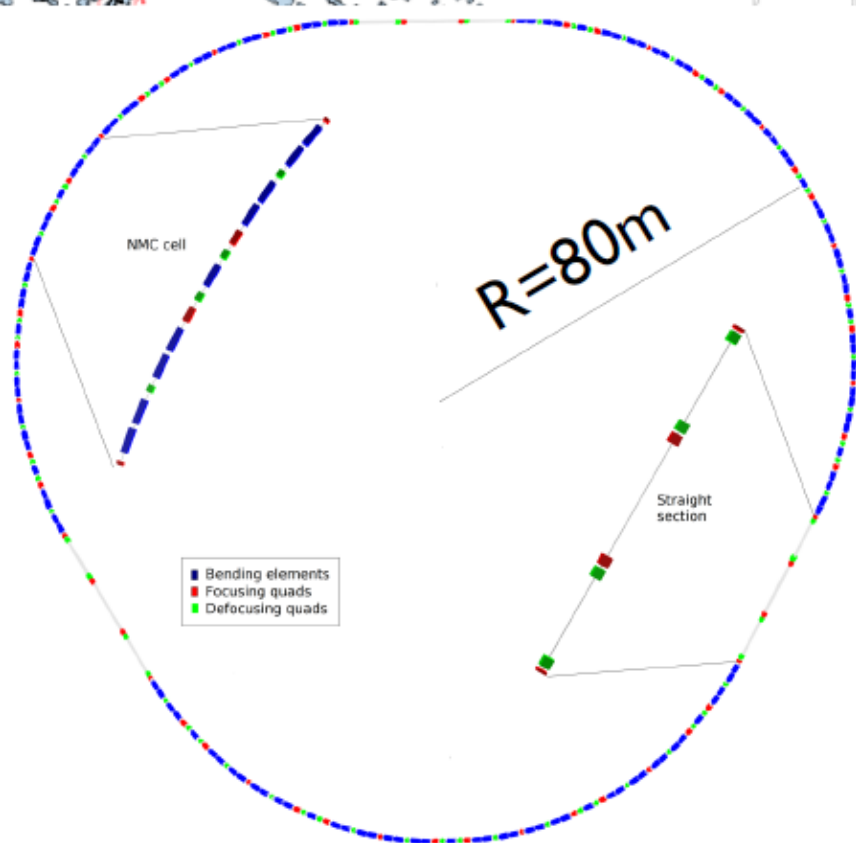
# The CN2PY beam



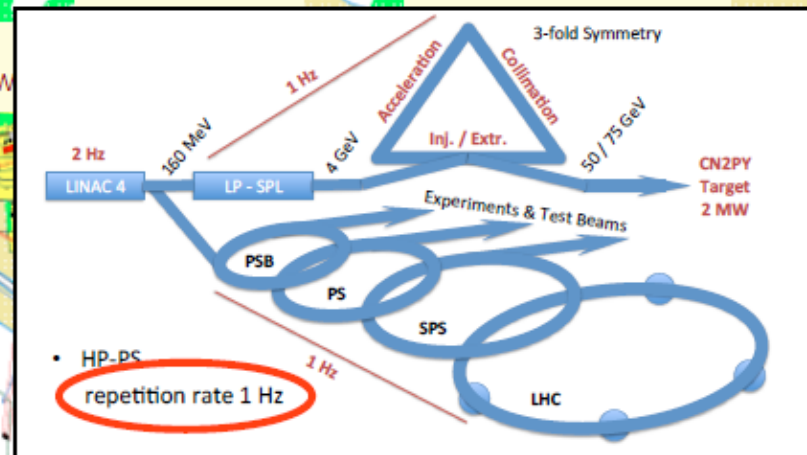
- ▶ **Phase 1** : use the proton beam extracted from SPS
  - 400 GeV, max  $7.0 \cdot 10^{13}$  protons every 6 sec, 750 kW nominal beam power, 10  $\mu$ s pulse
  - Yearly integrated pot =  $(8-13)e19$  pot / yr depending on “sharing” with other fixed target programmes.
- ▶ **Phase 2** : use the proton beam from the new HP-PS
  - 50(70) GeV, 1 Hz,  $2.5e14$  ppp, 2 MW nominal beam power, 4  $\mu$ s pulse



# High power HP-PS study



**Target**  
(0.75-2MW)



Parameter	50 GeV	75 GeV	Units
Inj. / Extr. Kinetic Energy	4 / 50	4 / 75	[GeV]
Beam power	2		[MW]
Repetition rate	1		[Hz]
$f_{rev} / f_{RF}$ @ inj.	0.248 / 38.97		[MHz]
RF harmonic	157		-
$f_{rev} / f_{RF}$ @ extr.	0.255 / 40.08	0.255 / 40.09	[MHz]
Bunch spacing @ extr.	25		[ns]
Total beam intensity	$2.5 \times 10^{14}$	$1.7 \times 10^{14}$	-
Number of bunches	147		-
Intensity per bunch	$1.7 \times 10^{12}$	$1.25 \times 10^{12}$	-
Main dipole field inj. / extr.	0.17 / 2.1	0.17 / 3.13	[T]
Ramp time	500	500	[ms]
Dipole field rate dB/dt (acc. ramp)	3.9	5.9	[T/s]

- Basic design well underway and main parameters available
- Optics design well advanced
- Injection and extraction concepts are available
- Basic ideas about accelerating RF system
- Basic ideas about collimation
- Consolidate optics and establish set of requirements for different magnet families.
- Design of magnet foreseen

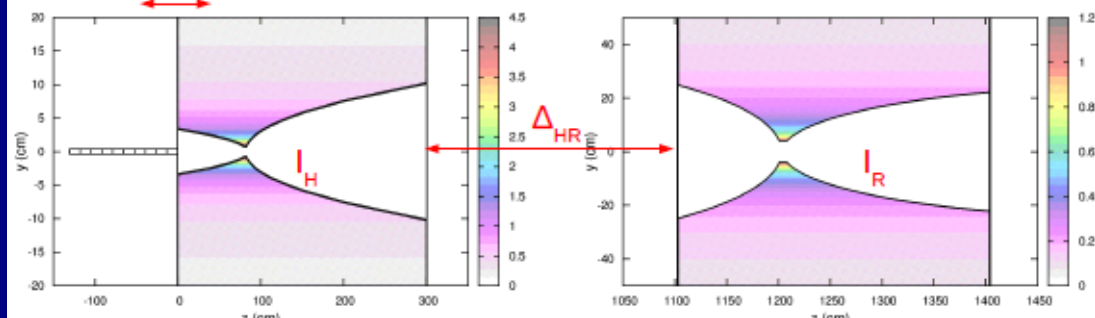
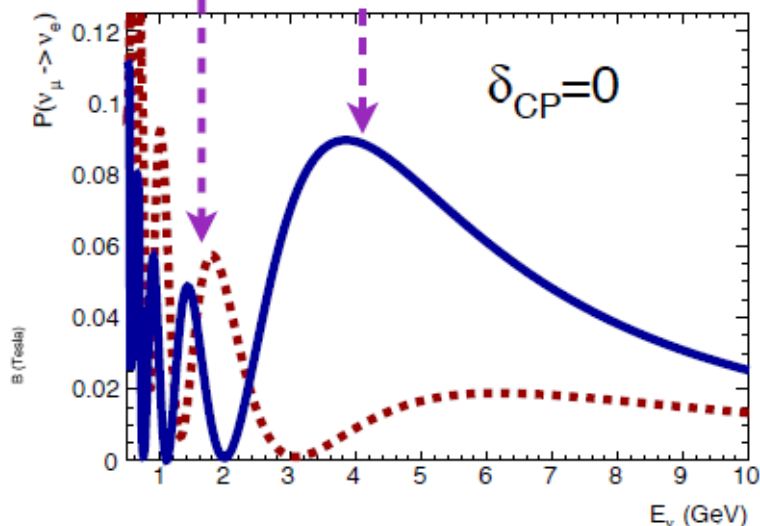
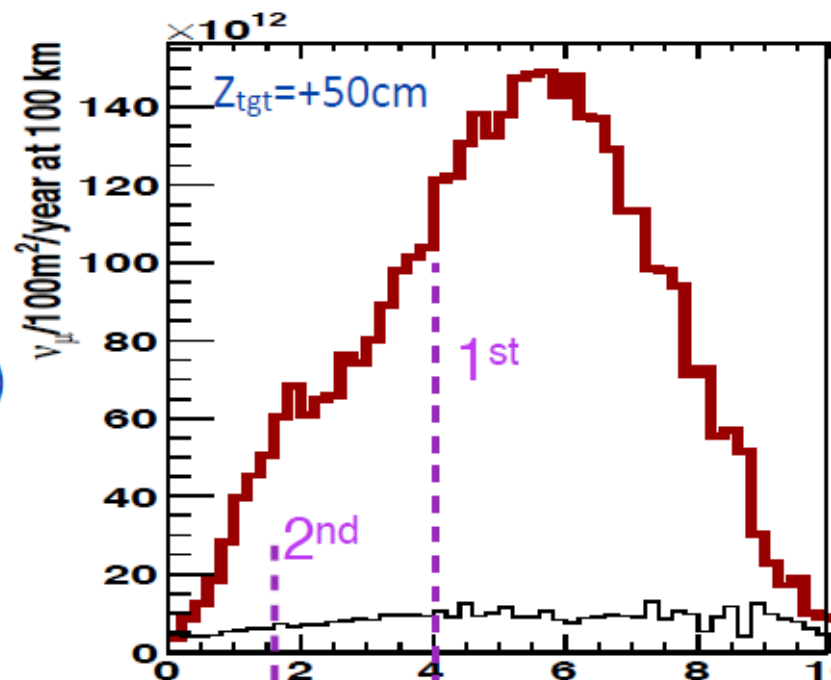


# LBNO baseline beam optimisation

- Conventional beam, horn focused
- Medium energy to cover at  $E_\nu \approx 4$  GeV (1<sup>st</sup> max) and  $E_\nu \approx 1.5$  GeV (2<sup>nd</sup> max)
- Wide band covering 1<sup>st</sup> and 2<sup>nd</sup> maximum
- Small tail at high energy
- Positive and negative focus ( $\nu$  and anti- $\nu$  modes)
- High beam power (initially 700 kW then 2MW)
- Angle 10deg dip angle (distance = 2300km)
- Muon monitors
- Magnetised near neutrino detector

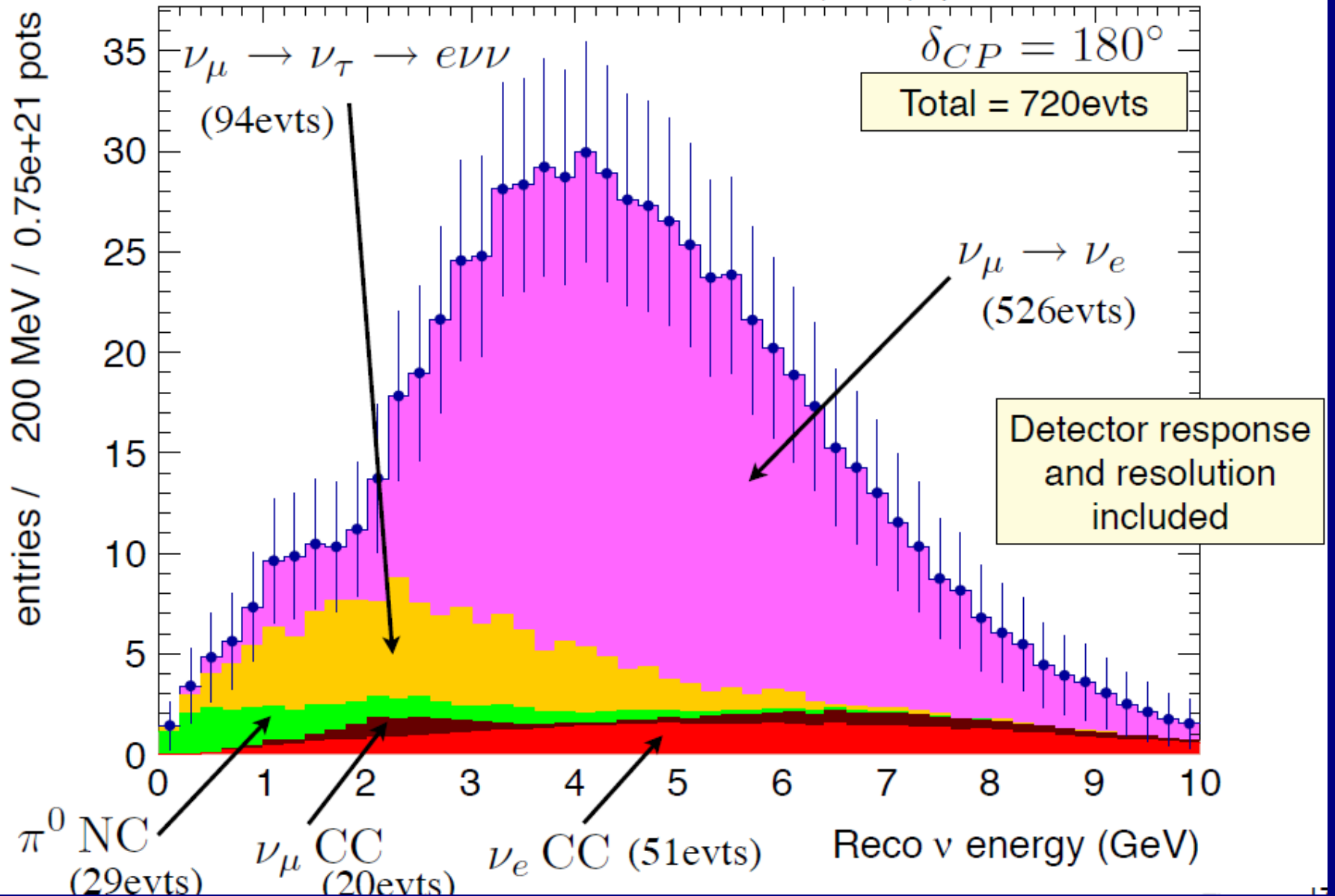
## Focusing optimisation (preliminary)

Graphite target ( $r=4\text{mm}$ ), Horn shapes fixed,  $I \approx 200\text{kA}$ , change  $Z_{\text{tgt}}$  and  $\Delta_{\text{HR}}$



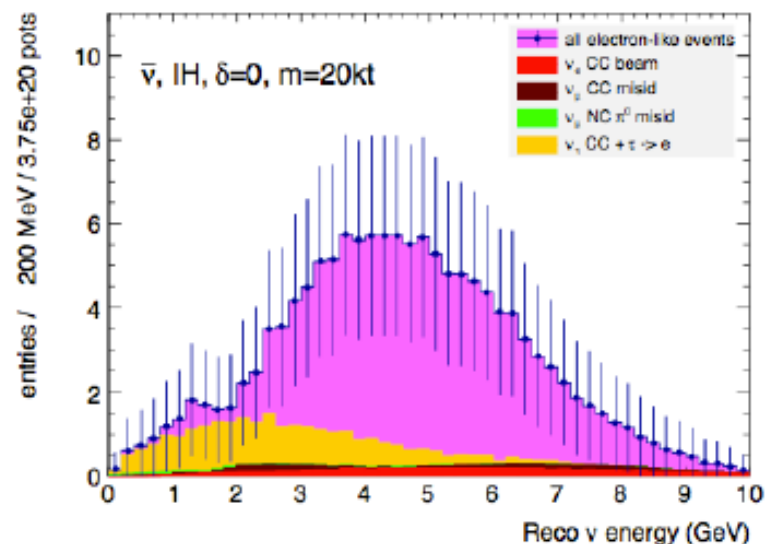
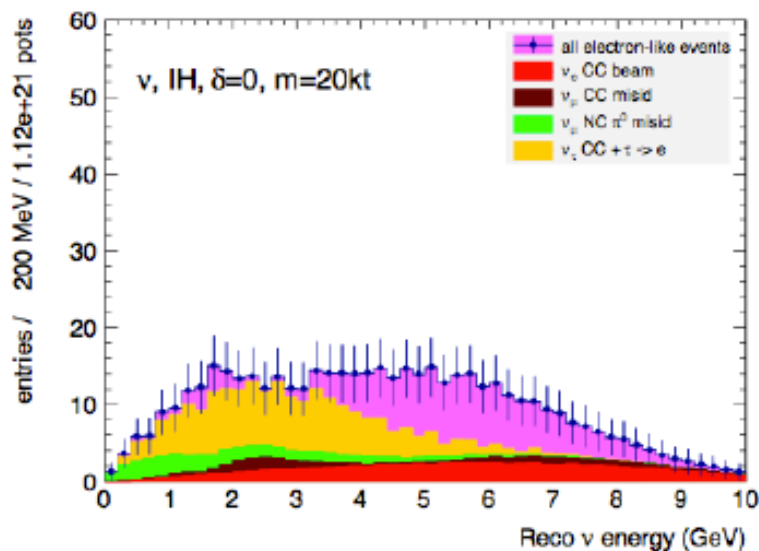
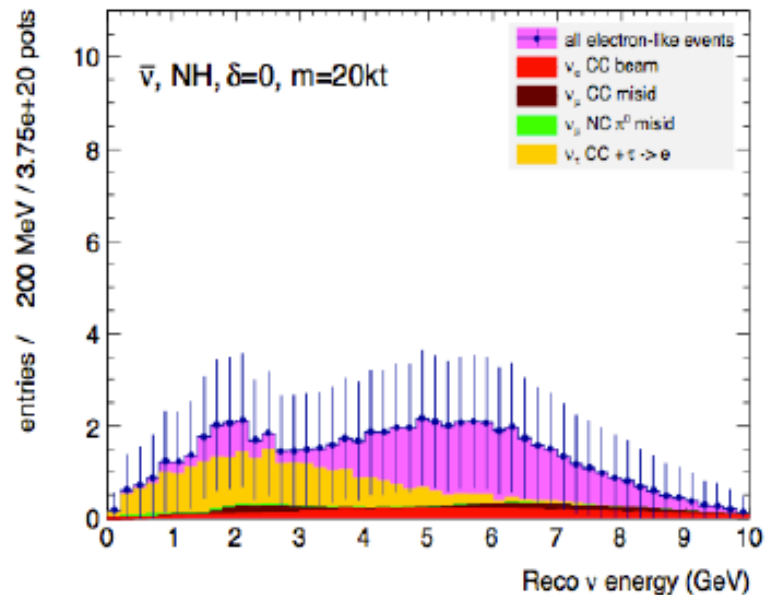
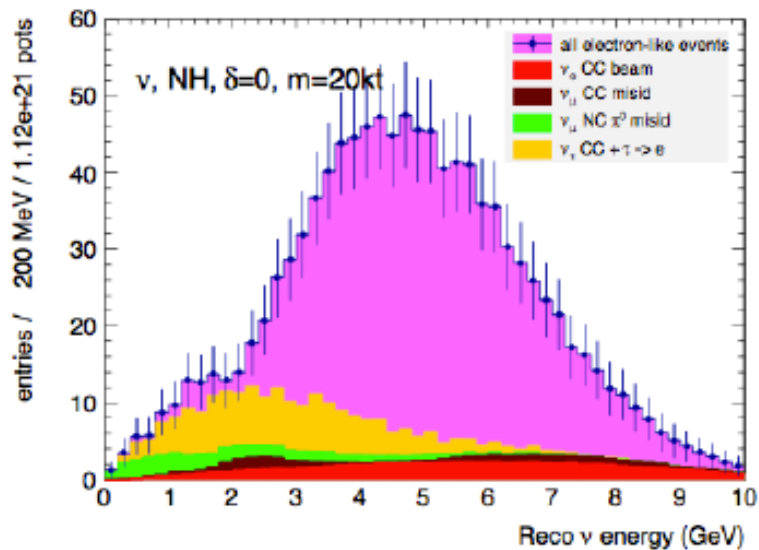
# LBNO 20kton LAr: e-like CC sample

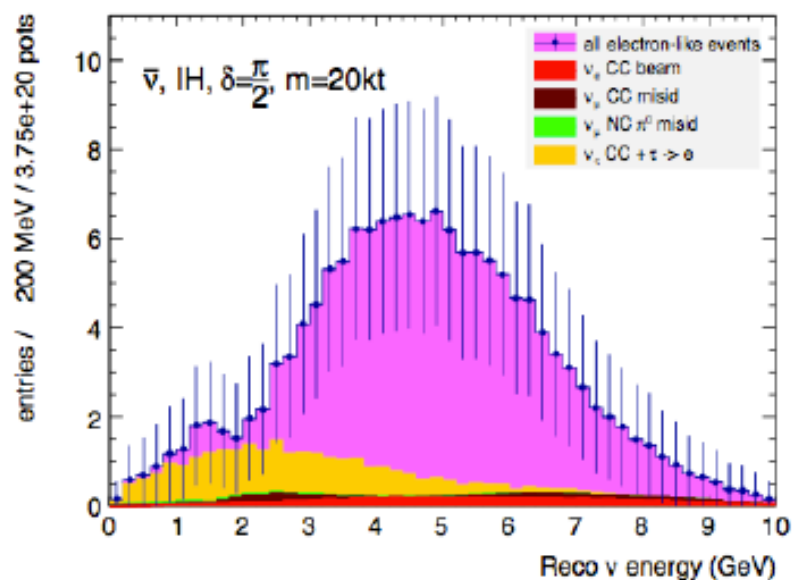
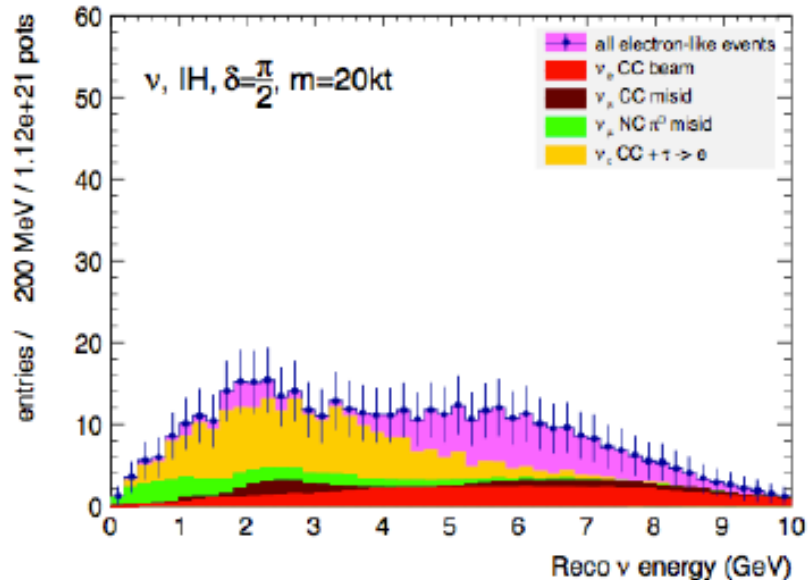
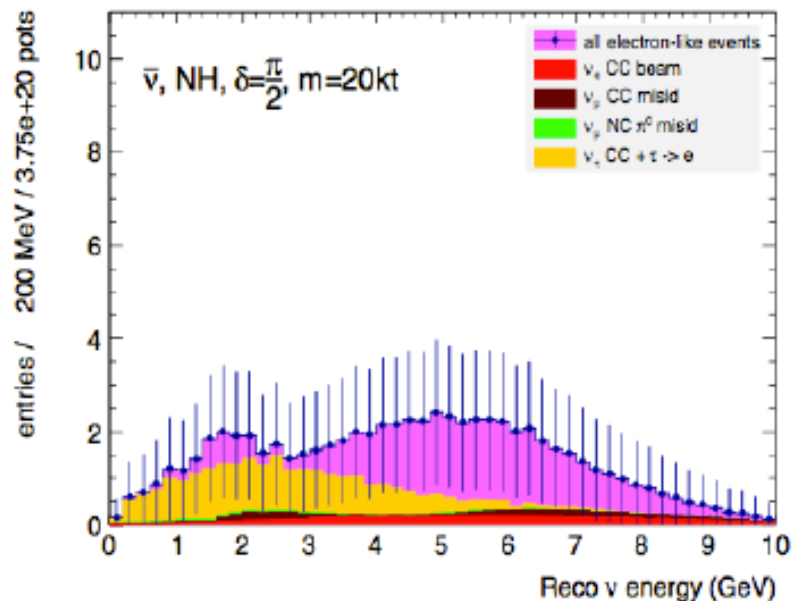
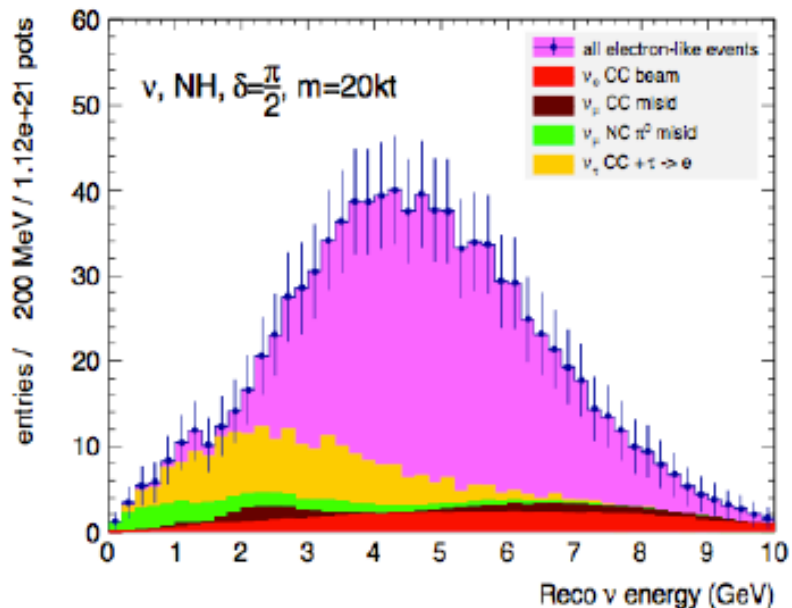
SPS(700kW), 5years, 100%nu; m=20kt

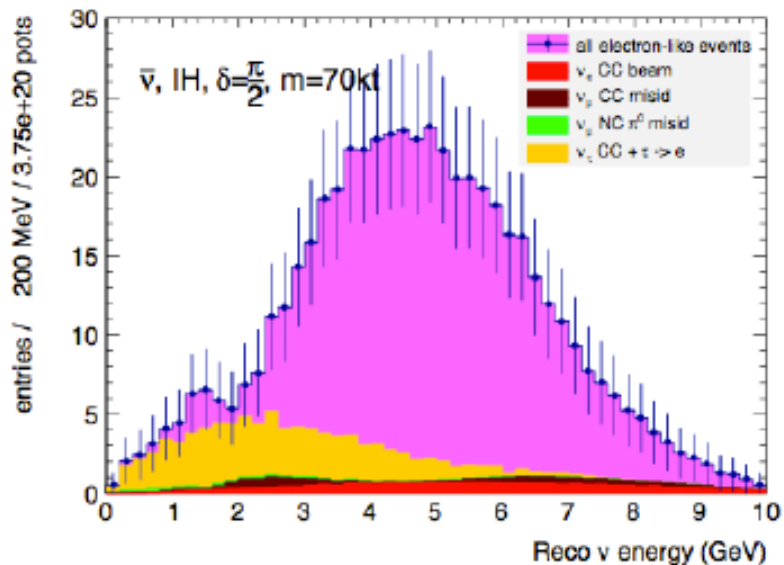
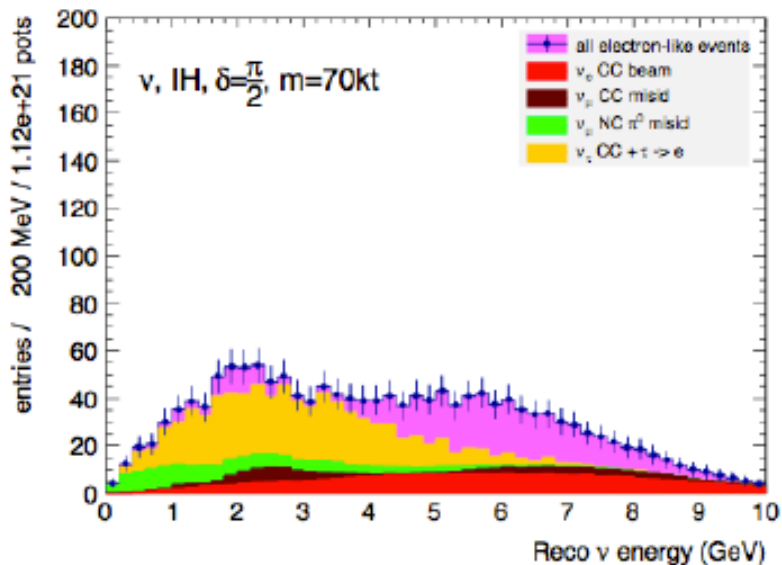
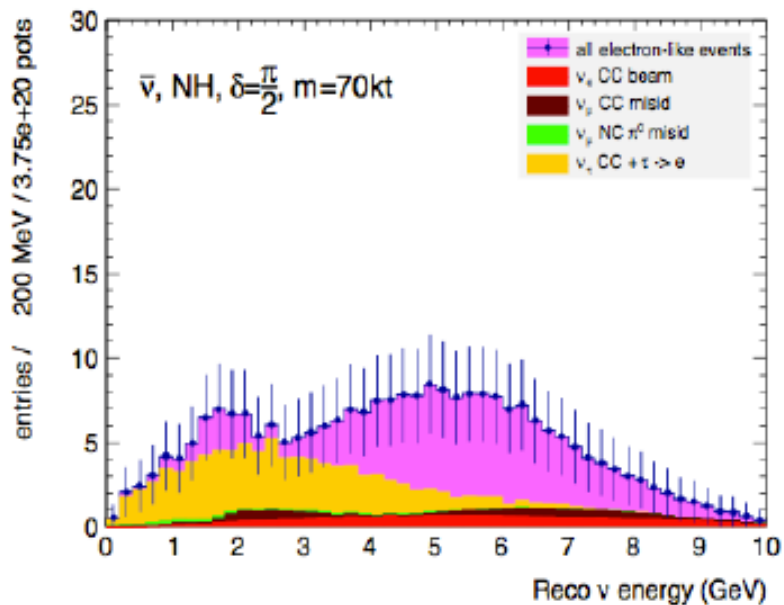
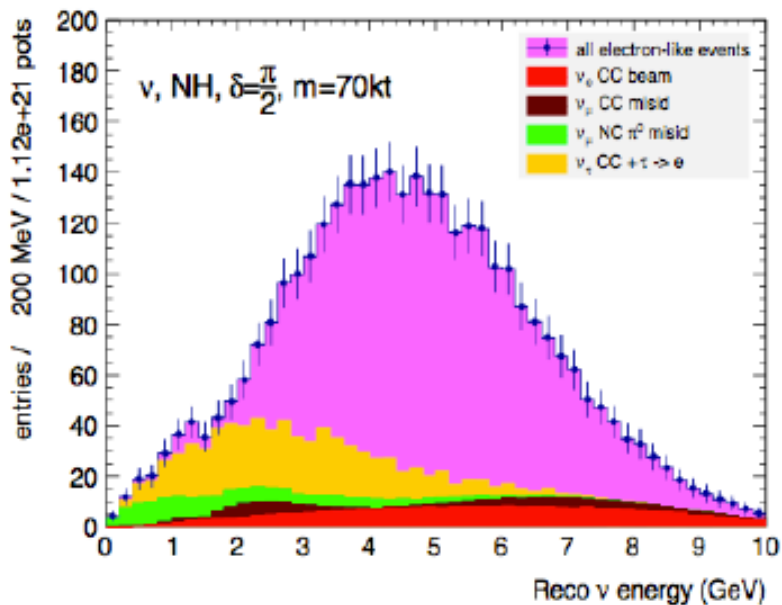




# Detector LAr mass = 20 kt:



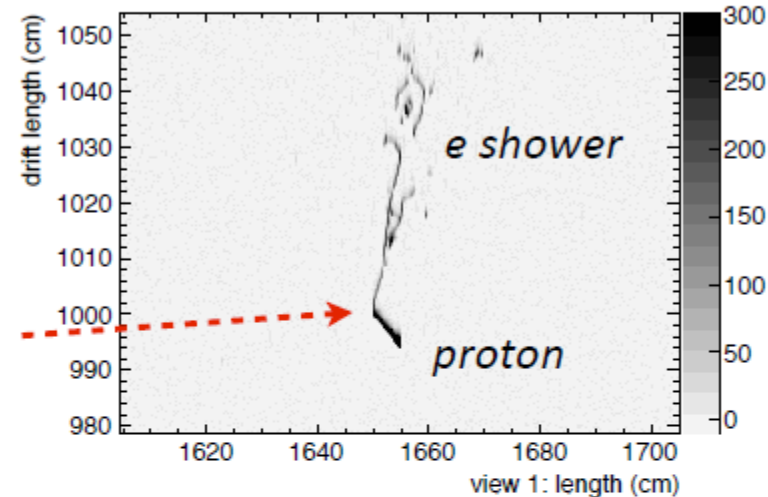




# Atmospheric neutrinos

<u>Mode</u>	<u>Events/20kt/yr</u>
$\nu_e$ CC	1440
$\bar{\nu}_e$ CC	310
$\nu_\mu$ CC	2440(w/o osc)
$\bar{\nu}_\mu$ CC	680(w/o osc)
$\nu$ NC	640

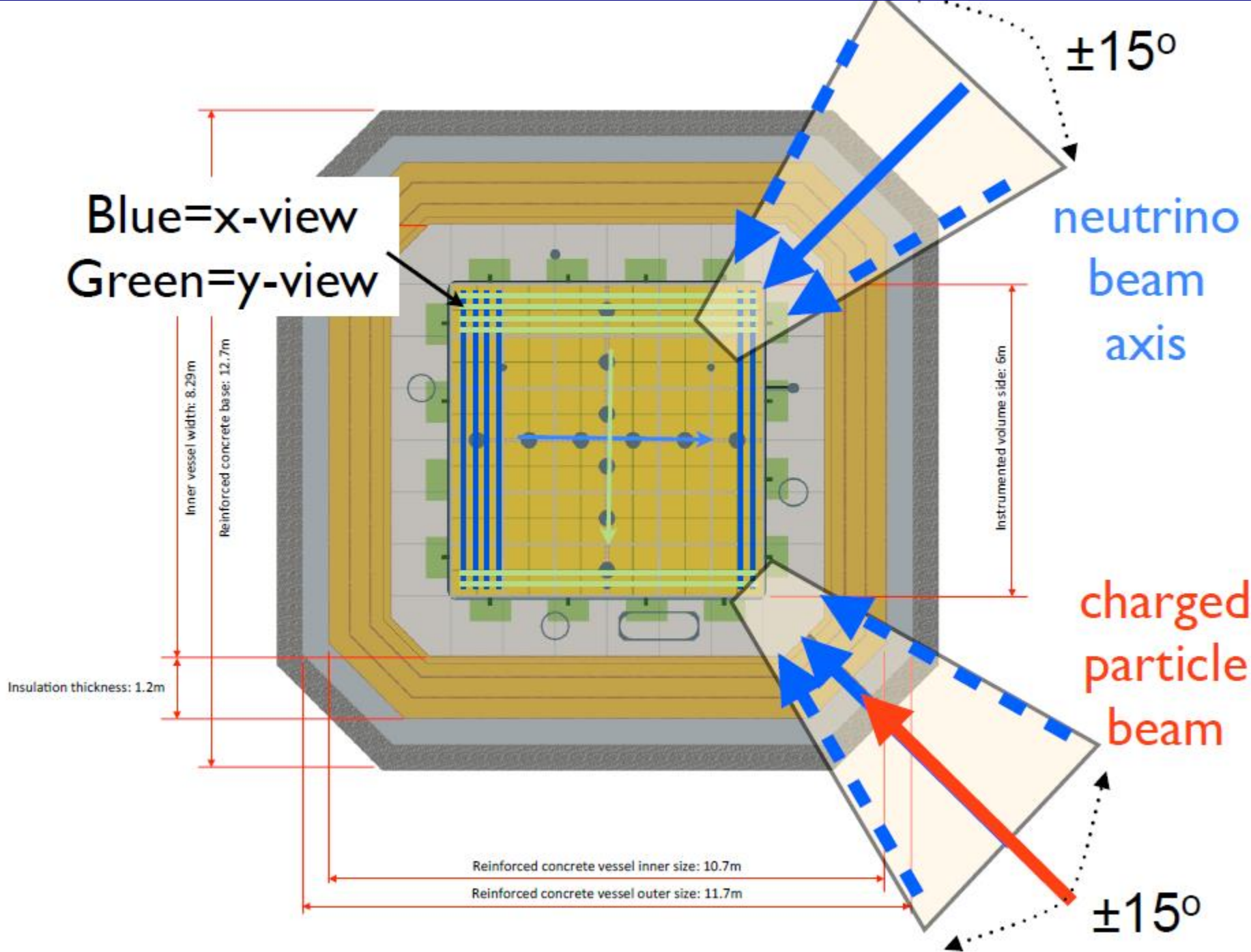
MC:  $\nu_e$  CC



- **Neutrino oscillation physics complementary to long baseline beam**
- Clean  $\nu_e$  &  $\nu_\mu$  CC over all range of energies (GeV, MultiGeV)
- Good neutrino energy and angular reconstruction
- Recoil hadronic system on an event-by-event basis
- Statistical separation of  $\nu$  and anti- $\nu$  by exclusive final states
- $\nu_\mu \rightarrow \nu_\tau$  appearance significance  $>3\sigma$  after 3 years exposure ( $\approx 12 \nu_\tau$  CC / year)







# THE INNER LEM TPC DETECTOR

- The baseline design of the chamber is configured as a 6x6x6 m<sup>3</sup> double phase liquid argon LAr LEM-TPC. The ionization charge is drifted and collected in a 2-dimensional readout plane located at the top of the drift volume, providing two independent views of the event. The combination of the two views with the common drift(time) coordinate allows for a three dimensional tracking and calorimetric reconstruction of the events.
- The total fully active volume is ~216 m<sup>3</sup>. A uniform electric field  $E \approx 0.5$  kV/cm generated from a bottom cathode plane (6x6 m<sup>2</sup>) operated at ~300 kV and kept uniform by a stack of field shaping electrodes (round pipes along a square path, with rounded corners) polarized at linearly decreasing voltage from the cathode voltage to ground.
- The possibility to upgrade the electric drift field to 1 kV/cm will be considered, if the parallel development of a MV-class power supply and associated feed-through is successful.
- The cathode plane is transparent to allow the detection of the scintillation light by an array of photomultipliers located below the cathode at a distance of ~1m under it.
- Ionization charge signals are sent to a set of signal feed-throughs, located on the top face of the hosting LAr vessel. Other chimneys/feed-throughs are foreseen for HV, top readout plane suspension and level regulation, PMT high voltage and signal readout, monitoring instrumentation (level, temperature, ...).
- Cathode and field shaping electrodes are kept in their position by a set of insulating supports/spacers resting on the inner vessel floor.
- The readout electronics is located on top of the detector. In a further development, the front-end charge preamplifiers and possibly the digitizers will be located within the thermal insulation and right on top of the signal feed-throughs. This configuration allows for cold electronics while retaining access without opening the main vessel.

# CRYOGENIC VESSEL AND THERMAL INSULATION

- The inner vessel has a cubic shape with inner dimensions  $\sim 8.3 \times 8.3 \times 8.3 \text{ m}^3$ .
- This volume ensures enough space surrounding the drift cage, acting as electric insulation ( $\sim 1 \text{ m}$  of LAr), for safe operation at HV with up to 300 kV at the cathode.
- This volume shall also be used for access and movement inside the vessel during the construction phase. A manhole and a detail-introduction hole are located at the top face of the vessel.
- During the inner detector assembly, additional chimneys are used to install a controlled air circulation. These additional chimneys are available for the implementation of the liquid argon process during normal operation.
- The cryogenic vessel is built using technologies developed by the petro-chemical industry. This topic has been the subject of several developments between LAGUNA and industry over many years (since 2004). The so-called corrugate membrane panels technique (licensed by GTT/France), has been envisaged as an attractive solution for the LAGUNA LAr prototype.
- The thermal insulation is passive, based on GRPF (glass reinforced polyurethane foam) layers, interspersed with pressure distributing layers of plywood. Its thickness and composition is such to reach a residual heat input of  $5 \text{ W/m}^2$  in cold operation.
- The total heat input (including the input from the roof and the cables) in cold operation at LAr temperature is  $\sim 2 \text{ kW}$ .