

PHYSICAL REVIEW LETTERS

VOLUME 10

1 APRIL 1963

NUMBER 7

EXPERIMENTAL EVIDENCE FOR THE CONSTANCY OF THE VELOCITY OF GAMMA RAYS, USING ANNIHILATION IN FLIGHT

D. Sadeh

Israel Atomic Energy Commission, Nahal Soreq Establishment, Rehovoth, Israel

(Received 25 February 1963)

During the last 50 years many experiments have been performed¹ to prove that the velocity of light is constant and does not depend on the velocity of the source from which it is emitted. A paper published recently² claims that these experiments do not, in fact, prove the constancy of the velocity of light, but rather they suggest the possibility that light emitted from a moving source does not travel directly to the measuring equipment; instead, it may be scattered by electrons in the neighborhood of the source, so that it is the scattering electron that must be regarded as the moving source. In an experiment which appears to support this theory, the interference fringes produced by light passing through moving glass were observed.³ These fringes showed a shift with respect to those produced when the glass was at rest. According to the author this proved that the velocity of the glass which scattered the light added on to the velocity of the light, and it cast doubt on all previous experiments.

In the opinion of Fox,² "there may not exist any sure experimental evidence for the second postulate of special relativity." To overcome the problem of the scattering of light it would, according to Fox, be worthwhile to test the second postulate using gamma rays. The only experiment which measured whether the velocity of gamma rays is dependent on the velocity of the source used gamma rays from bremsstrahlung⁴; but the conclusions are not sufficiently clear.²

In our experiments we used the annihilation in flight of positrons. In the annihilation the center-of-mass system of the positron and electron moves with a velocity close to $\frac{1}{2}c$, and two gamma rays are emitted. In the case of annihilation at rest, the two gamma rays are emitted at an angle of 180° and their velocity is c . In the case of annihilation in flight, the angle is smaller than 180° and depends on the energy of the positron. If the velocity of the gamma ray adds on to the velocity of the center of mass according to classical vector addition, and not according to the Lorentz transformation, then the gamma ray traveling with a component of motion in the direction of the positron flight will have a velocity greater than c , and that having a component in the opposite direction will have a velocity smaller than c . If it is found that the two gamma rays reach the counters at the same time for equal distances between the counters and the point of annihilation, this would prove that even for a moving source the two gamma rays travel with the same velocity.

We used a 20-curie Cu^{64} positron source produced in the reactor. The source, in the shape of a disc 0.1 mm thick and 2 cm in diameter, was placed at one end of a lead collimator (see Fig. 1), and at the other end was placed a 1-mm thick layer of Perspex in which the annihilation

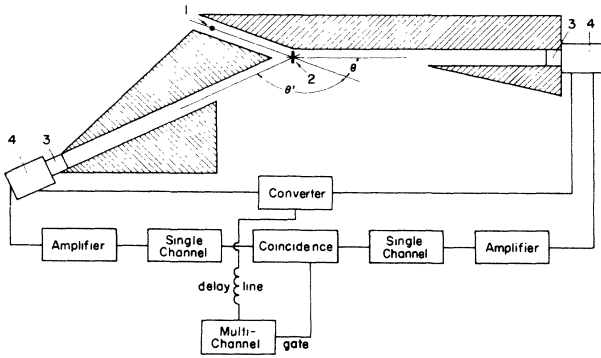


FIG. 1. Experimental arrangement. (1) Cu^{64} source; (2) Perspex; (3) NaI(Tl) crystals; and (4) 56-AVP photomultiplier. Shaded area: lead shielding.

took place. A $1\frac{1}{2}$ -in. \times $1\frac{1}{2}$ -in. crystal of NaI(Tl) , coupled to a 56-AVP photomultiplier, was placed 60 cm from the Perspex, at an angle θ of 20° to the motion of the positrons. A similar arrangement was set up at an angle θ' of 135° to the motion of the positrons. A time-to-amplitude converter converted the time differences to pulse heights, and single channels ensured that the only gamma rays gating the multichannel analyzer were those between 0.511 MeV and 0.65 MeV (the energy range of the annihilation-in-flight gamma rays from our source).

The stability of the electronic system was tested before and after the experiment and found to be less than one channel, i.e., less than 0.25 nsec. The multichannel analyzer was time-calibrated by measuring the annihilation at rest taking different distances between the source and the crystals.

Since no experimental work has been done on the relation between positron energy and the angles θ and θ' of the gamma rays, we calculated these angles for positron energies between 200 keV and 600 keV. The question which arises is how this calculation should be performed. The accepted way is to transform from the center-of-mass system, in which the gamma rays move at an angle of 180° , to the laboratory system. As relativistic velocities are involved, a Lorentz transformation should be performed, but if the second postulate of the special theory of relativity is being tested one cannot base oneself on it and must revert to the Galilean transformation, that is, the classical addition of vectors. The former method gives an angle of 155.5° for $E_\beta = 300$ keV, and the latter gives 157° (for $\theta = 20^\circ$). The angles subtended by the

Table I. Velocities of the gamma rays calculated according to classical vector addition. E_β is the positron energy; $\theta + \theta'$, the angle between two counters; and V and V' , the velocities of the gamma rays as they would be if they added on to the velocity of the source according to classical vector addition. It is clear from this table that in choosing a certain angle we also chose the energy of the positrons.

E_β (MeV)	$\theta + \theta'$	V/c	V'/c
0.6	150°	1.41	0.63
0.5	155°	1.38	0.66
0.4	155.5°	1.37	0.67
0.3	157°	1.36	0.68
0.2	160°	1.32	0.70

counters at the point of annihilation were together 6° in our experiments (between 152° and 159°), so that the problem of which transformation to use does not arise.

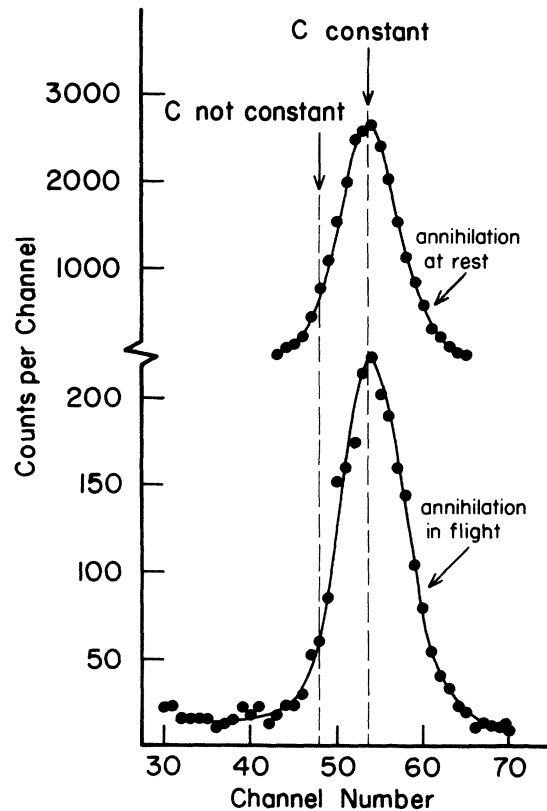


FIG. 2. Time spectrum of annihilation in flight and at rest. Dashed lines show position of peak for c constant and c not constant. The peak of the lower curve would have coincided with the dashed line on the left if the velocity of the gamma rays added on to the velocity of the positrons.

Table I gives the velocities of the gamma rays in the θ and θ' directions for different positron energies, as calculated by classical vector addition.

The upper curve in Fig. 2 gives the spectrum of times recorded for annihilation at rest, i.e., recorded at 180° . The position of the peak is indicated by the dashed line on the right. If in the case of annihilation in flight the velocity of the gamma rays were constant, the peak would occur in the same place. The dashed line on the left marks the place where the peak would be if the velocity of the gamma rays added on to the positron velocity by classical vector addition. The lower curve gives the experimental results obtained for annihilation in flight.

In order to check that annihilation in flight was being measured and not annihilation at rest, a second measurement was performed without the Perspex and no peak was obtained at all. We also calculated that the number of counts fitted

well with what is known of the number of annihilations in flight.^{5,6} The experiment was repeated four times under four different sets of conditions (varying θ , θ' , and channel number), and the same results were found.

It is clear from the graph that the velocity of the gamma rays is constant ($\pm 10\%$), in accordance with the second postulate of the special theory of relativity, and does not add on to the velocity of the source.

¹W. Pauli, in his *Theory of Relativity* (Pergamon Press, New York, 1958), gives many references.

²J. G. Fox, *Am. J. Phys.* **30**, 297 (1962).

³W. Kantor, *J. Opt. Soc. Am.* **52**, 978 (1962).

⁴D. Luckey and J. W. Weil, *Phys. Rev.* **85**, 1060 (1962).

⁵W. Heitler, *Quantum Theory of Radiation* (Clarendon Press, Oxford, England, 1953).

⁶H. W. Kendall and Martin Deutsch, *Phys. Rev.* **101**, 20 (1956).

HOT-ELECTRON PLASMA BY BEAM-PLASMA INTERACTION

I. Alexeff, R. V. Neidigh, W. F. Peed, and E. D. Shipley

Oak Ridge National Laboratory,* Oak Ridge, Tennessee

and

E. G. Harris[†]

University of Tennessee, Knoxville, Tennessee

(Received 24 January 1963)

The object of this Letter is to report the current experimental progress of one application of beam-plasma interaction. Plasma-electron heating is considerably greater in this experiment than in previous experimental observations.^{1,2} A 5-keV direct-current electron beam interacting with a plasma of deuterium has yielded x-ray photons of energy up to 250 keV from the plasma region. An electron temperature of 32 keV and an electron density of 4×10^{11} electrons cm^{-3} are inferred from the total photon flux and its energy distribution. The plasma existed in the steady state and was contained in a magnetic mirror system with the electron stream on the axis. A 3 to 1 mirror ratio was used with a 1500-gauss field at the mid-plane. The plasma $\beta = 8\pi nkT/B^2$, calculated at the midplane from the inferred electron temperature and density, was 0.2.

A schematic diagram of the apparatus is shown in Fig. 1. Both the plasma and the electron beam were formed by apparatus similar to that

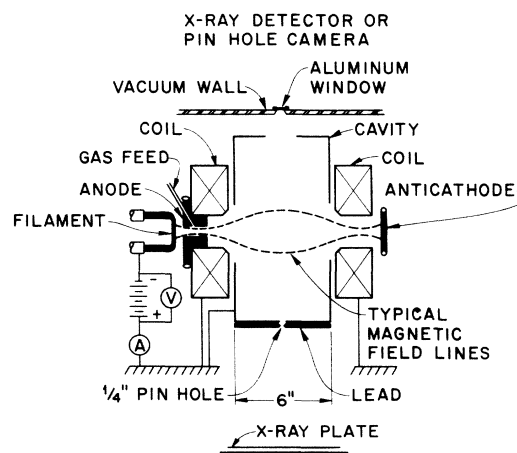


FIG. 1. A schematic diagram of the apparatus for producing the hot-electron plasma. Helium gas gave results similar to those described for deuterium. The cavity is cylindrical, 12 inches in diameter and 6 inches long; other dimensions may be scaled approximately.